

Product Datasheet

MAP4K1 Antibody - BSA Free

NBP1-83221

Unit Size: 0.1 ml

Store at 4C short term. Aliquot and store at -20C long term. Avoid freeze-thaw cycles.

www.novusbio.com



technical@novusbio.com

Protocols, Publications, Related Products, Reviews, Research Tools and Images at:
www.novusbio.com/NBP1-83221

Updated 2/21/2025 v.20.1

Earn rewards for product
reviews and publications.

Submit a publication at www.novusbio.com/publications

Submit a review at www.novusbio.com/reviews/destination/NBP1-83221



NBP1-83221

MAP4K1 Antibody - BSA Free

Product Information

Unit Size	0.1 ml
Concentration	Concentrations vary lot to lot. See vial label for concentration. If unlisted please contact technical services.
Storage	Store at 4C short term. Aliquot and store at -20C long term. Avoid freeze-thaw cycles.
Clonality	Polyclonal
Preservative	0.02% Sodium Azide
Isotype	IgG
Purity	Immunogen affinity purified
Buffer	PBS (pH 7.2) and 40% Glycerol

Product Description

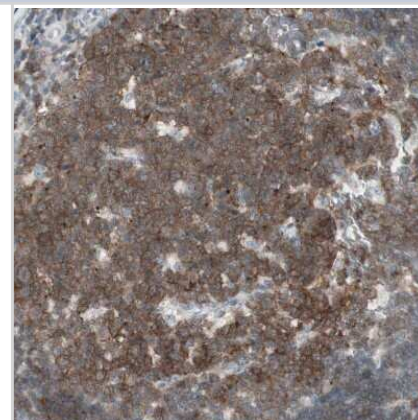
Host	Rabbit
Gene ID	11184
Gene Symbol	MAP4K1
Species	Human
Immunogen	This antibody was developed against Recombinant Protein corresponding to amino acids: LDKLNPGKGPSIGDIEDEEPELPPAIPRRIRSTHRSSSLGIPDADCCRRHMEFR KLRGMETRPPANTARLQPPRDLRSSSPRKQLSESSDDDYDDVDIPTPAEDTPP PLPPKPKFRSPS

Product Application Details

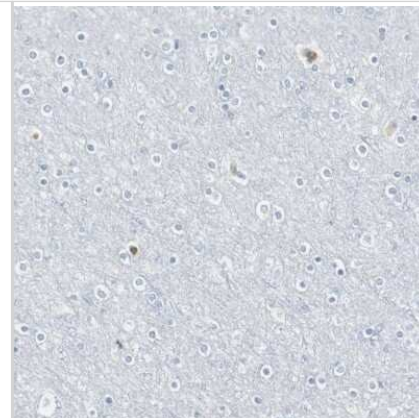
Applications	Immunohistochemistry, Immunohistochemistry-Paraffin
Recommended Dilutions	Immunohistochemistry 1:50 - 1:200, Immunohistochemistry-Paraffin 1:50 - 1:200
Application Notes	For IHC-Paraffin, HIER pH 6 retrieval is recommended.

Images

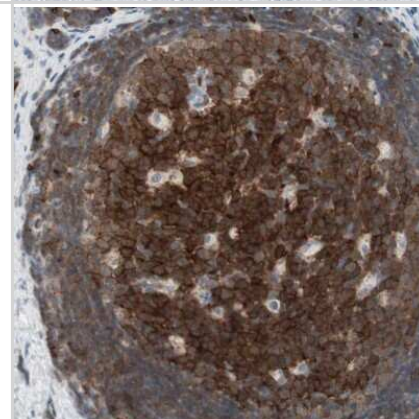
Immunohistochemistry-Paraffin: MAP4K1 Antibody [NBP1-83221] - Staining of human tonsil shows positivity in germinal center cells.



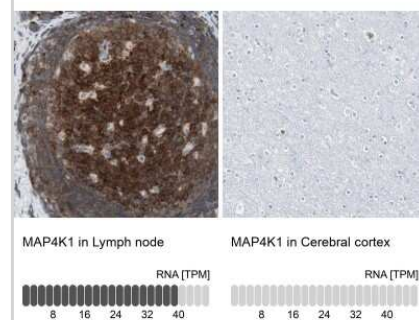
Immunohistochemistry-Paraffin: MAP4K1 Antibody [NBP1-83221] - Staining of human cerebral cortex shows low expression as expected.



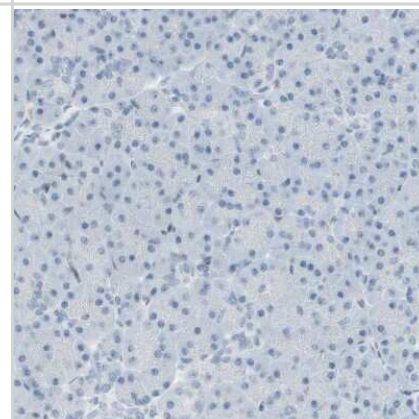
Immunohistochemistry-Paraffin: MAP4K1 Antibody [NBP1-83221] - Staining of human lymph node shows high expression.



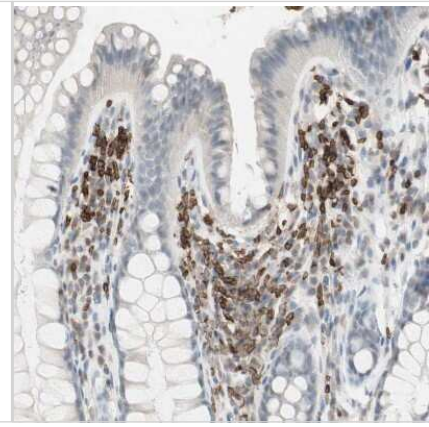
Immunohistochemistry-Paraffin: MAP4K1 Antibody [NBP1-83221] - Staining in human lymph node and cerebral cortex tissues using anti-MAP4K1 antibody. Corresponding MAP4K1 RNA-seq data are presented for the same tissues.



Immunohistochemistry-Paraffin: MAP4K1 Antibody [NBP1-83221] - Staining of human pancreas shows no positivity as expected.



Immunohistochemistry-Paraffin: MAP4K1 Antibody [NBP1-83221] -
Staining of human colon shows positivity in lymphoid cells.





Novus Biologicals USA

10730 E. Briarwood Avenue
Centennial, CO 80112
USA
Phone: 303.730.1950
Toll Free: 1.888.506.6887
Fax: 303.730.1966
nb-customerservice@bio-techne.com

Bio-Techne Canada

21 Canmotor Ave
Toronto, ON M8Z 4E6
Canada
Phone: 905.827.6400
Toll Free: 855.668.8722
Fax: 905.827.6402
canada.inquires@bio-techne.com

Bio-Techne Ltd

19 Barton Lane
Abingdon Science Park
Abingdon, OX14 3NB, United Kingdom
Phone: (44) (0) 1235 529449
Free Phone: 0800 37 34 15
Fax: (44) (0) 1235 533420
info.EMEA@bio-techne.com

General Contact Information

www.novusbio.com
Technical Support: nb-technical@bio-
techne.com
Orders: nb-customerservice@bio-techne.com
General: novus@novusbio.com

Products Related to NBP1-83221

HAF008	Goat anti-Rabbit IgG Secondary Antibody [HRP]
NB7160	Goat anti-Rabbit IgG (H+L) Secondary Antibody [HRP]
NBP2-24891	Rabbit IgG Isotype Control
H00011184-Q01-10ug	Recombinant Human MAP4K1 GST (N-Term) Protein

Limitations

This product is for research use only and is not approved for use in humans or in clinical diagnosis. Primary Antibodies are guaranteed for 1 year from date of receipt.

For more information on our 100% guarantee, please visit www.novusbio.com/guarantee

Earn gift cards/discounts by submitting a review: www.novusbio.com/reviews/submit/NBP1-83221

Earn gift cards/discounts by submitting a publication using this product:
www.novusbio.com/publications

