

Product Datasheet

ARHGAP25 Antibody - BSA Free

NBP1-83053

Unit Size: 0.1 ml

Store at 4C short term. Aliquot and store at -20C long term. Avoid freeze-thaw cycles.

www.novusbio.com



technical@novusbio.com

Protocols, Publications, Related Products, Reviews, Research Tools and Images at:
www.novusbio.com/NBP1-83053

Updated 9/9/2025 v.20.1

Earn rewards for product
reviews and publications.

Submit a publication at www.novusbio.com/publications

Submit a review at www.novusbio.com/reviews/destination/NBP1-83053



NBP1-83053

ARHGAP25 Antibody - BSA Free

Product Information

Unit Size	0.1 ml
Concentration	Concentrations vary lot to lot. See vial label for concentration. If unlisted please contact technical services.
Storage	Store at 4C short term. Aliquot and store at -20C long term. Avoid freeze-thaw cycles.
Clonality	Polyclonal
Preservative	0.02% Sodium Azide
Isotype	IgG
Purity	Immunogen affinity purified
Buffer	PBS (pH 7.2) and 40% Glycerol
Target Molecular Weight	73 kDa

Product Description

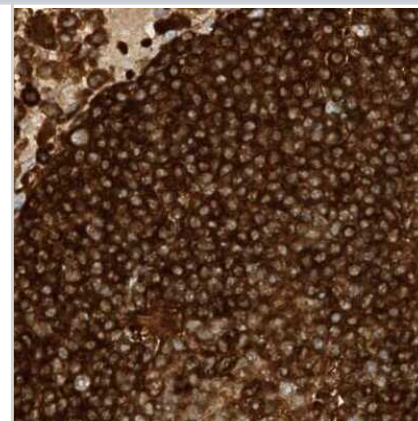
Description	Novus Biologicals Rabbit ARHGAP25 Antibody - BSA Free (NBP1-83053) is a polyclonal antibody validated for use in IHC and WB. All Novus Biologicals antibodies are covered by our 100% guarantee.
Host	Rabbit
Gene ID	9938
Gene Symbol	ARHGAP25
Species	Human
Immunogen	This antibody was developed against Recombinant Protein corresponding to amino acids: IQRVMTMMIRDHEVLFPKSKDIPLSPPAQKNDPKKAPVARSSVGWDATEDLRIS RTDSFSSMTSDSDTTSTPTGQQPSDAFPEDSSKVPREK

Product Application Details

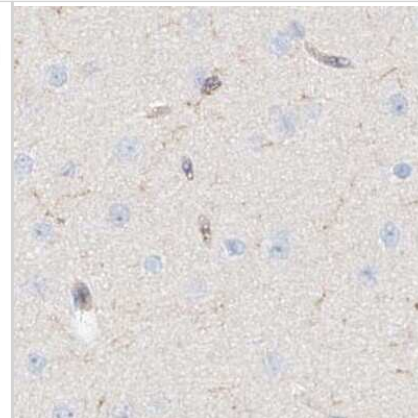
Applications	Western Blot, Immunohistochemistry-Paraffin, Immunohistochemistry
Recommended Dilutions	Western Blot 0.04-0.4 ug/ml, Immunohistochemistry 1:200 - 1:500, Immunohistochemistry-Paraffin 1:200 - 1:500
Application Notes	For IHC-Paraffin, HIER pH 6 retrieval is recommended.

Images

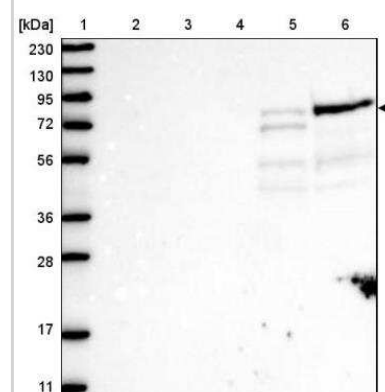
Western Blot: ARHGAP25 Antibody [NBP1-83053] - Staining of human lymph node.



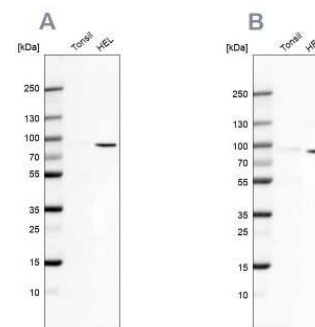
Immunohistochemistry-Paraffin: ARHGAP25 Antibody [NBP1-83053] - Staining of human cerebral cortex using Anti-ARHGAP25 antibody NBP1-83053.



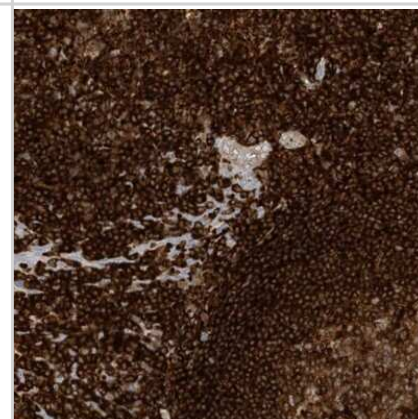
Western Blot: ARHGAP25 Antibody [NBP1-83053] - Lane 1: Marker [kDa] 230, 130, 95, 72, 56, 36, 28, 17, 11. Lane 2: Human cell line RT-4. Lane 3: Human cell line U-251MG sp. Lane 4: Human plasma (IgG/HSA depleted). Lane 5: Human liver tissue. Lane 6: Human tonsil tissue



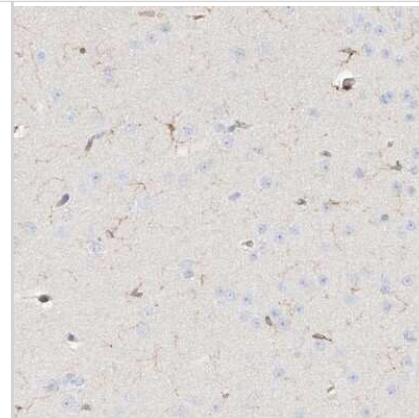
Western Blot: ARHGAP25 Antibody [NBP1-83053] - Analysis using Anti-ARHGAP25 antibody NBP1-83053 (A) shows similar pattern to independent antibody NBP2-57228 (B).



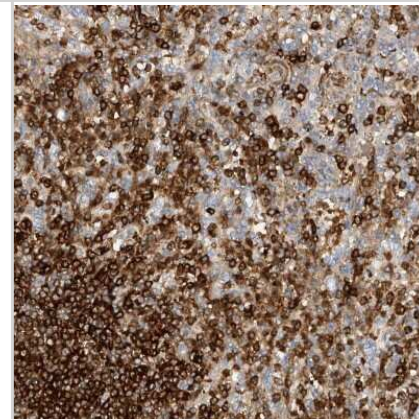
Immunohistochemistry-Paraffin: ARHGAP25 Antibody [NBP1-83053] - Staining of human tonsil shows strong cytoplasmic positivity in lymphoid cells outside reaction centra.



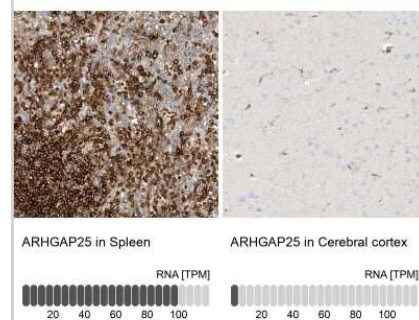
Immunohistochemistry-Paraffin: ARHGAP25 Antibody [NBP1-83053] - Staining of human cerebral cortex shows low expression as expected.



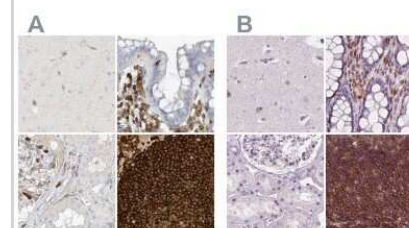
Immunohistochemistry-Paraffin: ARHGAP25 Antibody [NBP1-83053] - Staining of human spleen shows high expression.



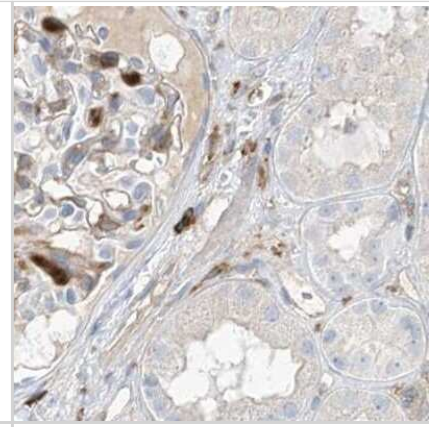
Immunohistochemistry-Paraffin: ARHGAP25 Antibody [NBP1-83053] - Staining in human spleen and cerebral cortex tissues using anti-ARHGAP25 antibody. Corresponding ARHGAP25 RNA-seq data are presented for the same tissues.



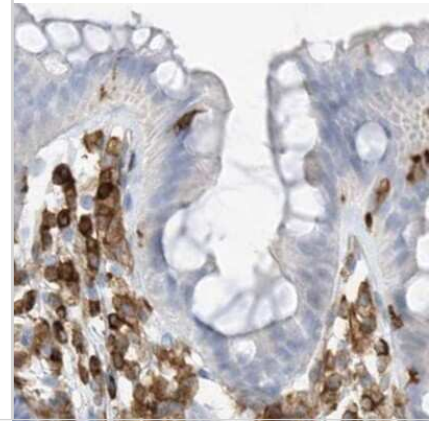
Immunohistochemistry-Paraffin: ARHGAP25 Antibody [NBP1-83053] - Staining of human cerebral cortex, colon, kidney and lymph node using Anti-ARHGAP25 antibody NBP1-83053 (A) shows similar protein distribution across tissues to independent antibody NBP2-57228 (B).



Immunohistochemistry-Paraffin: ARHGAP25 Antibody [NBP1-83053] - Staining of human kidney.



Immunohistochemistry-Paraffin: ARHGAP25 Antibody [NBP1-83053] - Staining of human colon.





Novus Biologicals USA

10730 E. Briarwood Avenue
Centennial, CO 80112
USA
Phone: 303.730.1950
Toll Free: 1.888.506.6887
Fax: 303.730.1966
nb-customerservice@bio-techne.com

Bio-Techne Canada

21 Canmotor Ave
Toronto, ON M8Z 4E6
Canada
Phone: 905.827.6400
Toll Free: 855.668.8722
Fax: 905.827.6402
canada.inquires@bio-techne.com

Bio-Techne Ltd

19 Barton Lane
Abingdon Science Park
Abingdon, OX14 3NB, United Kingdom
Phone: (44) (0) 1235 529449
Free Phone: 0800 37 34 15
Fax: (44) (0) 1235 533420
info.EMEA@bio-techne.com

General Contact Information

www.novusbio.com
Technical Support: nb-technical@bio-techne.com
Orders: nb-customerservice@bio-techne.com
General: novus@novusbio.com

Products Related to NBP1-83053

NBP1-83053PEP	ARHGAP25 Recombinant Protein Antigen
HAF008	Goat anti-Rabbit IgG Secondary Antibody [HRP]
NB7160	Goat anti-Rabbit IgG (H+L) Secondary Antibody [HRP]
NBP2-24891	Rabbit IgG Isotype Control

Limitations

This product is for research use only and is not approved for use in humans or in clinical diagnosis. Primary Antibodies are guaranteed for 1 year from date of receipt.

For more information on our 100% guarantee, please visit www.novusbio.com/guarantee

Earn gift cards/discounts by submitting a review: www.novusbio.com/reviews/submit/NBP1-83053

Earn gift cards/discounts by submitting a publication using this product:
www.novusbio.com/publications

