

Product Datasheet

MAGP-2/MFAP5 Antibody - BSA Free NBP1-82803

Unit Size: 0.1 ml

Store at 4C short term. Aliquot and store at -20C long term. Avoid freeze-thaw cycles.

www.novusbio.com



technical@novusbio.com

Publications: 1

Protocols, Publications, Related Products, Reviews, Research Tools and Images at:
www.novusbio.com/NBP1-82803

Updated 9/9/2025 v.20.1

Earn rewards for product
reviews and publications.

Submit a publication at www.novusbio.com/publications

Submit a review at www.novusbio.com/reviews/destination/NBP1-82803



NBP1-82803

MAGP-2/MFAP5 Antibody - BSA Free

Product Information

Unit Size	0.1 ml
Concentration	Concentrations vary lot to lot. See vial label for concentration. If unlisted please contact technical services.
Storage	Store at 4C short term. Aliquot and store at -20C long term. Avoid freeze-thaw cycles.
Clonality	Polyclonal
Preservative	0.02% Sodium Azide
Isotype	IgG
Purity	Immunogen affinity purified
Buffer	PBS (pH 7.2) and 40% Glycerol

Product Description

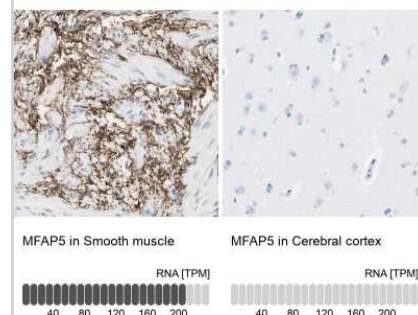
Description	Novus Biologicals Rabbit MAGP-2/MFAP5 Antibody - BSA Free (NBP1-82803) is a polyclonal antibody validated for use in IHC and WB. Anti-MAGP-2/MFAP5 Antibody: Cited in 1 publication. All Novus Biologicals antibodies are covered by our 100% guarantee.
Host	Rabbit
Gene ID	8076
Gene Symbol	MFAP5
Species	Human
Reactivity Notes	Immunogen displays the following percentage of sequence identity for non-tested species: Mouse (81%), Rat (83%).
Immunogen	This antibody was developed against Recombinant Protein corresponding to amino acids: GVNSQRGDDVTQATPETFTEDPNLVNDPATDETVLAVLADIAPSTDDLASLSEK NTTAECWDEKFTCTRLYSVHRPVKQCIHQLCFTSLRRMYIVNKEICSRLVCKEH EAMKDELCRQMAGLPPRRLRRSNYFRLPPCENV

Product Application Details

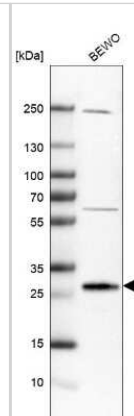
Applications	Western Blot, Immunohistochemistry-Paraffin, Immunohistochemistry
Recommended Dilutions	Western Blot 0.04-0.4 ug/ml, Immunohistochemistry 1:500 - 1:1000, Immunohistochemistry-Paraffin 1:500 - 1:1000
Application Notes	For IHC-Paraffin, HIER pH 6 retrieval is recommended.

Images

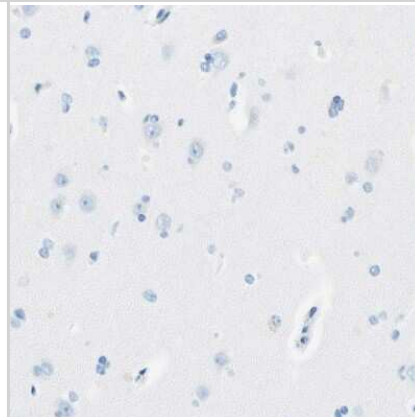
Immunohistochemistry-Paraffin: MAGP-2/MFAP5 Antibody [NBP1-82803] - Staining in human smooth muscle and cerebral cortex tissues using anti-MFAP5 antibody. Corresponding MFAP5 RNA-seq data are presented for the same tissues.



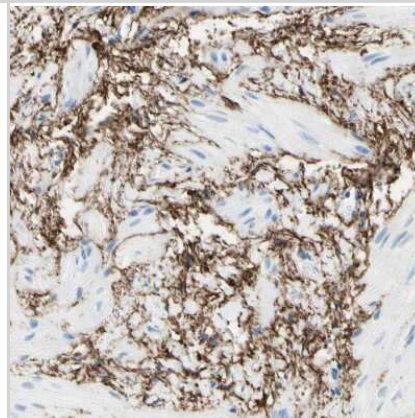
Western Blot: MAGP-2/MFAP5 Antibody [NBP1-82803] - Analysis in human cell line BEWO.



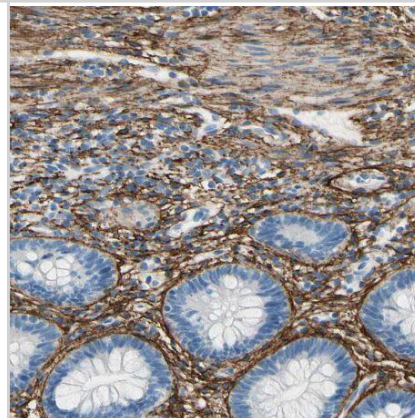
Immunohistochemistry-Paraffin: MAGP-2/MFAP5 Antibody [NBP1-82803] - Staining of human cerebral cortex shows low expression as expected.



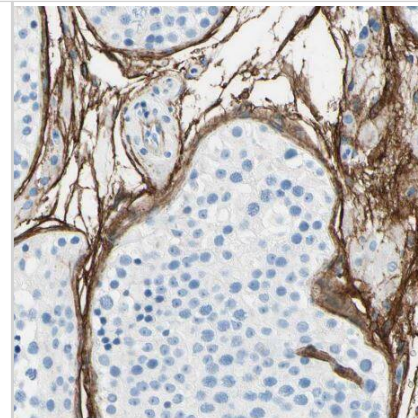
Immunohistochemistry-Paraffin: MAGP-2/MFAP5 Antibody [NBP1-82803] - Staining of human smooth muscle shows high expression.



Immunohistochemistry-Paraffin: MAGP-2/MFAP5 Antibody [NBP1-82803] - Staining of human rectum shows strong membranous positivity in cells in lamina propria.



Immunohistochemistry-Paraffin: MAGP-2/MFAP5 Antibody [NBP1-82803] - Staining of human testis shows strong membranous positivity in cells in lamina propria.



Publications

Leung CS, Yeung TL, Yip KP et al. Calcium Dependent FAK/CREB/TNNC1 Signaling Mediates the Effect of Stromal MFAP5 on Ovarian Cancer Metastatic Potential. Nat Commun 2014-10-03 [PMID: 25277212] (IF/IHC, WB, Human)



Novus Biologicals USA

10730 E. Briarwood Avenue
Centennial, CO 80112
USA
Phone: 303.730.1950
Toll Free: 1.888.506.6887
Fax: 303.730.1966
nb-customerservice@bio-techne.com

Bio-Techne Canada

21 Canmotor Ave
Toronto, ON M8Z 4E6
Canada
Phone: 905.827.6400
Toll Free: 855.668.8722
Fax: 905.827.6402
canada.inquires@bio-techne.com

Bio-Techne Ltd

19 Barton Lane
Abingdon Science Park
Abingdon, OX14 3NB, United Kingdom
Phone: (44) (0) 1235 529449
Free Phone: 0800 37 34 15
Fax: (44) (0) 1235 533420
info.EMEA@bio-techne.com

General Contact Information

www.novusbio.com
Technical Support: nb-technical@bio-techne.com
Orders: nb-customerservice@bio-techne.com
General: novus@novusbio.com

Products Related to NBP1-82803

NBP1-82803PEP	MAGP-2/MFAP5 Recombinant Protein Antigen
HAF008	Goat anti-Rabbit IgG Secondary Antibody [HRP]
NB7160	Goat anti-Rabbit IgG (H+L) Secondary Antibody [HRP]
NBP2-24891	Rabbit IgG Isotype Control

Limitations

This product is for research use only and is not approved for use in humans or in clinical diagnosis. Primary Antibodies are guaranteed for 1 year from date of receipt.

For more information on our 100% guarantee, please visit www.novusbio.com/guarantee

Earn gift cards/discounts by submitting a review: www.novusbio.com/reviews/submit/NBP1-82803

Earn gift cards/discounts by submitting a publication using this product:
www.novusbio.com/publications

