

Product Datasheet

EFCAB4B Antibody - BSA Free NBP1-82687

Unit Size: 0.1 ml

Store at 4C short term. Aliquot and store at -20C long term. Avoid freeze-thaw cycles.

www.novusbio.com



technical@novusbio.com

Protocols, Publications, Related Products, Reviews, Research Tools and Images at:
www.novusbio.com/NBP1-82687

Updated 12/2/2025 v.20.1

Earn rewards for product
reviews and publications.

Submit a publication at www.novusbio.com/publications

Submit a review at www.novusbio.com/reviews/destination/NBP1-82687



NBP1-82687

EFCAB4B Antibody - BSA Free

Product Information	
Unit Size	0.1 ml
Concentration	Concentrations vary lot to lot. See vial label for concentration. If unlisted please contact technical services.
Storage	Store at 4C short term. Aliquot and store at -20C long term. Avoid freeze-thaw cycles.
Clonality	Polyclonal
Preservative	0.02% Sodium Azide
Isotype	IgG
Purity	Affinity purified
Buffer	PBS (pH 7.2) and 40% Glycerol

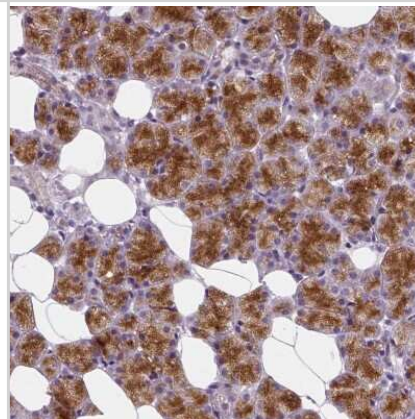
Product Description	
Description	Novus Biologicals Rabbit EFCAB4B Antibody - BSA Free (NBP1-82687) is a polyclonal antibody validated for use in IHC. All Novus Biologicals antibodies are covered by our 100% guarantee.
Host	Rabbit
Gene ID	84766
Gene Symbol	CRACR2A
Species	Human
Immunogen	This antibody was developed against Recombinant Protein corresponding to amino acids: PDGRVVSRLPQRLGQSGQGPKGSGACLHPLDSLEQKETQEQTSGQLVMLRK AQEFFQTCDAEGKGFARKDMQRLHKELPLSLEELEDVFDALDA

Product Application Details	
Applications	Immunohistochemistry-Paraffin, Immunohistochemistry
Recommended Dilutions	Immunohistochemistry 1:1000 - 1:2500, Immunohistochemistry-Paraffin 1:1000 - 1:2500
Application Notes	For IHC-Paraffin, HIER pH 6 retrieval is recommended.

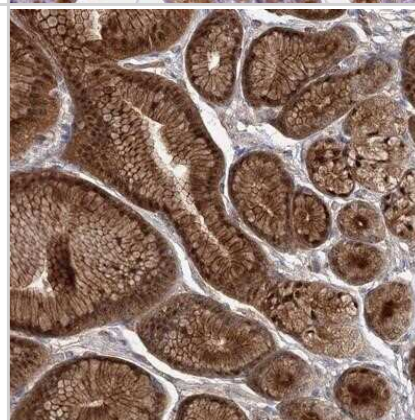


Images

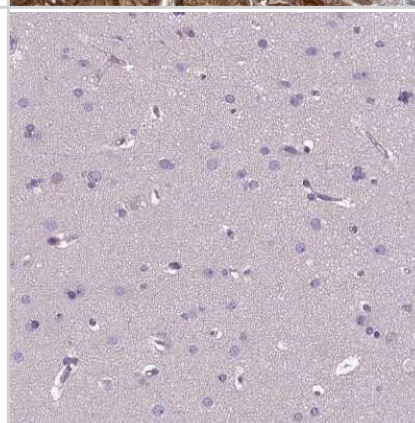
Immunohistochemistry-Paraffin: EFCAB4B Antibody [NBP1-82687] - Staining of human salivary gland shows high expression.



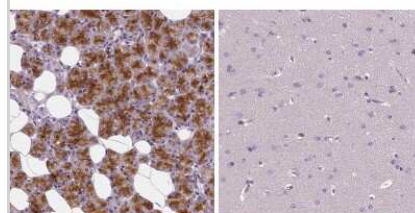
Immunohistochemistry-Paraffin: EFCAB4B Antibody [NBP1-82687] - Staining of human stomach shows strong cytoplasmic, membranous and nuclear positivity in glandular cells.



Immunohistochemistry-Paraffin: EFCAB4B Antibody [NBP1-82687] - Staining of human cerebral cortex shows low expression as expected.

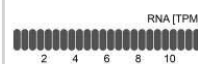


Immunohistochemistry-Paraffin: EFCAB4B Antibody [NBP1-82687] - Staining in human salivary gland and cerebral cortex tissues using anti-CRACR2A antibody. Corresponding CRACR2A RNA-seq data are presented for the same tissues.



CRACR2A in Salivary gland

CRACR2A in Cerebral cortex





Novus Biologicals USA

10730 E. Briarwood Avenue
Centennial, CO 80112
USA
Phone: 303.730.1950
Toll Free: 1.888.506.6887
Fax: 303.730.1966
nb-customerservice@bio-techne.com

Bio-Techne Canada

21 Canmotor Ave
Toronto, ON M8Z 4E6
Canada
Phone: 905.827.6400
Toll Free: 855.668.8722
Fax: 905.827.6402
canada.inquires@bio-techne.com

Bio-Techne Ltd

19 Barton Lane
Abingdon Science Park
Abingdon, OX14 3NB, United Kingdom
Phone: (44) (0) 1235 529449
Free Phone: 0800 37 34 15
Fax: (44) (0) 1235 533420
info.EMEA@bio-techne.com

General Contact Information

www.novusbio.com
Technical Support: nb-technical@bio-techne.com
Orders: nb-customerservice@bio-techne.com
General: novus@novusbio.com

Products Related to NBP1-82687

NBP1-82687PEP	EFCAB4B Recombinant Protein Antigen
HAF008	Goat anti-Rabbit IgG Secondary Antibody [HRP]
NB7160	Goat anti-Rabbit IgG (H+L) Secondary Antibody [HRP]
NBP2-24891	Rabbit IgG Isotype Control

Limitations

This product is for research use only and is not approved for use in humans or in clinical diagnosis. Primary Antibodies are guaranteed for 1 year from date of receipt.

For more information on our 100% guarantee, please visit www.novusbio.com/guarantee

Earn gift cards/discounts by submitting a review: www.novusbio.com/reviews/submit/NBP1-82687

Earn gift cards/discounts by submitting a publication using this product:
www.novusbio.com/publications

