

# Product Datasheet

## ZFAND1 Antibody - BSA Free

### NBP1-82242

Unit Size: 0.1 ml

Store at 4C short term. Aliquot and store at -20C long term. Avoid freeze-thaw cycles.

[www.novusbio.com](http://www.novusbio.com)



[technical@novusbio.com](mailto:technical@novusbio.com)

Protocols, Publications, Related Products, Reviews, Research Tools and Images at:  
[www.novusbio.com/NBP1-82242](http://www.novusbio.com/NBP1-82242)

Updated 3/4/2026 v.20.1

Earn rewards for product reviews and publications.

Submit a publication at [www.novusbio.com/publications](http://www.novusbio.com/publications)

Submit a review at [www.novusbio.com/reviews/destination/NBP1-82242](http://www.novusbio.com/reviews/destination/NBP1-82242)



**NBP1-82242**

ZFAND1 Antibody - BSA Free

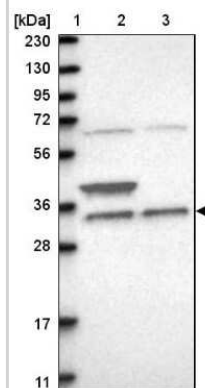
Product Information	
Unit Size	0.1 ml
Concentration	Concentrations vary lot to lot. See vial label for concentration. If unlisted please contact technical services.
Storage	Store at 4C short term. Aliquot and store at -20C long term. Avoid freeze-thaw cycles.
Clonality	Polyclonal
Preservative	0.02% Sodium Azide
Isotype	IgG
Purity	Affinity purified
Buffer	PBS (pH 7.2) and 40% Glycerol

Product Description	
Host	Rabbit
Gene ID	79752
Gene Symbol	ZFAND1
Species	Human
Reactivity Notes	Immunogen displays the following percentage of sequence identity for non-tested species: Rat (85%)
Immunogen	This antibody was developed against Recombinant Protein corresponding to amino acids: QHCQVEHCRQRDFLPFVCDDCSGIFCLEHRSRESHGCP ETVINERLKT DQHT SYPCSFKDCAERELVAVICP

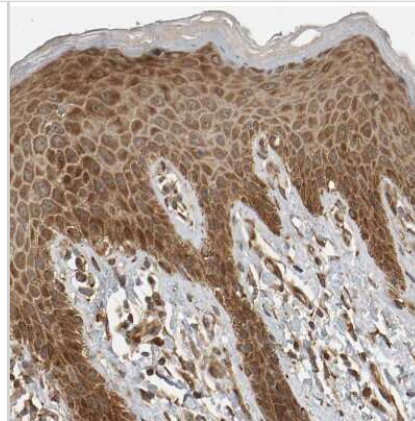
Product Application Details	
Applications	Western Blot, Immunohistochemistry-Paraffin, Immunocytochemistry/ Immunofluorescence, Immunohistochemistry
Recommended Dilutions	Western Blot 0.04-0.4 ug/ml, Immunohistochemistry 1:50 - 1:200, Immunocytochemistry/ Immunofluorescence 0.25-2 ug/ml, Immunohistochemistry-Paraffin 1:50 - 1:200
Application Notes	For IHC-Paraffin, HIER pH 6 retrieval is recommended. ICC/IF Fixation Permeabilization: Use PFA/Triton X-100.

**Images**

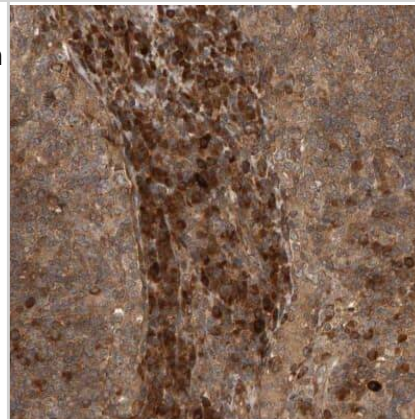
Western Blot: ZFAND1 Antibody [NBP1-82242] - Lane 1: Marker [kDa] 230, 130, 95, 72, 56, 36, 28, 17, 11. Lane 2: Human cell line RT-4. Lane 3: Human cell line U-251MG sp



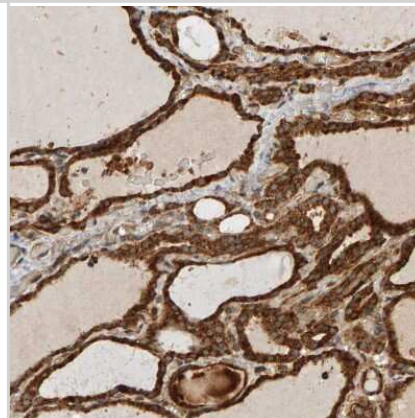
Immunohistochemistry-Paraffin: ZFAND1 Antibody [NBP1-82242] - Staining of human skin shows moderate cytoplasmic positivity in epidermal cells.



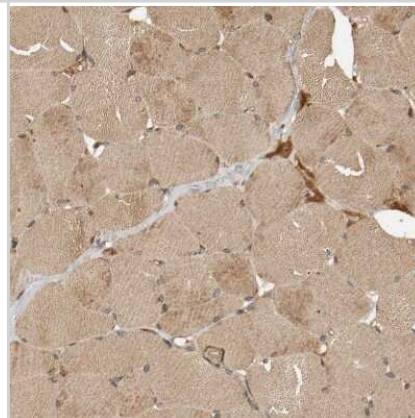
Immunohistochemistry-Paraffin: ZFAND1 Antibody [NBP1-82242] - Staining of human lymph node shows strong cytoplasmic positivity in non-germinal center cells.



Immunohistochemistry-Paraffin: ZFAND1 Antibody [NBP1-82242] - Staining of human thyroid gland shows strong cytoplasmic positivity in glandular cells.



Immunohistochemistry-Paraffin: ZFAND1 Antibody [NBP1-82242] - Staining of human skeletal muscle shows weak cytoplasmic positivity in myocytes.





### **Novus Biologicals USA**

10730 E. Briarwood Avenue  
Centennial, CO 80112  
USA

Phone: 303.730.1950

Toll Free: 1.888.506.6887

Fax: 303.730.1966

[nb-customerservice@bio-techne.com](mailto:nb-customerservice@bio-techne.com)

### **Bio-Techne Canada**

21 Canmotor Ave  
Toronto, ON M8Z 4E6  
Canada

Phone: 905.827.6400

Toll Free: 855.668.8722

Fax: 905.827.6402

[canada.inquires@bio-techne.com](mailto:canada.inquires@bio-techne.com)

### **Bio-Techne Ltd**

19 Barton Lane  
Abingdon Science Park  
Abingdon, OX14 3NB, United Kingdom

Phone: (44) (0) 1235 529449

Free Phone: 0800 37 34 15

Fax: (44) (0) 1235 533420

[info.EMEA@bio-techne.com](mailto:info.EMEA@bio-techne.com)

### **General Contact Information**

[www.novusbio.com](http://www.novusbio.com)

Technical Support: [nb-technical@bio-techne.com](mailto:nb-technical@bio-techne.com)

Orders: [nb-customerservice@bio-techne.com](mailto:nb-customerservice@bio-techne.com)

General: [novus@novusbio.com](mailto:novus@novusbio.com)

### **Products Related to NBP1-82242**

---

NBP1-82242PEP	ZFAND1 Recombinant Protein Antigen
HAF008	Goat anti-Rabbit IgG Secondary Antibody [HRP]
NB7160	Goat anti-Rabbit IgG (H+L) Secondary Antibody [HRP]
NBP2-24891	Rabbit IgG Isotype Control

---

### **Limitations**

This product is for research use only and is not approved for use in humans or in clinical diagnosis. Primary Antibodies are guaranteed for 1 year from date of receipt.

For more information on our 100% guarantee, please visit [www.novusbio.com/guarantee](http://www.novusbio.com/guarantee)

Earn gift cards/discounts by submitting a review: [www.novusbio.com/reviews/submit/NBP1-82242](http://www.novusbio.com/reviews/submit/NBP1-82242)

Earn gift cards/discounts by submitting a publication using this product:  
[www.novusbio.com/publications](http://www.novusbio.com/publications)

