

Product Datasheet

MENT Antibody - BSA Free

NBP1-82174

Unit Size: 0.1 ml

Store at 4C short term. Aliquot and store at -20C long term. Avoid freeze-thaw cycles.

www.novusbio.com



technical@novusbio.com

Protocols, Publications, Related Products, Reviews, Research Tools and Images at:
www.novusbio.com/NBP1-82174

Updated 12/2/2025 v.20.1

Earn rewards for product
reviews and publications.

Submit a publication at www.novusbio.com/publications

Submit a review at www.novusbio.com/reviews/destination/NBP1-82174



NBP1-82174

MENT Antibody - BSA Free

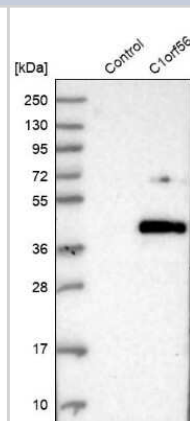
Product Information	
Unit Size	0.1 ml
Concentration	Concentrations vary lot to lot. See vial label for concentration. If unlisted please contact technical services.
Storage	Store at 4C short term. Aliquot and store at -20C long term. Avoid freeze-thaw cycles.
Clonality	Polyclonal
Preservative	0.02% Sodium Azide
Isotype	IgG
Purity	Affinity purified
Buffer	PBS (pH 7.2) and 40% Glycerol

Product Description	
Description	Novus Biologicals Rabbit MENT Antibody - BSA Free (NBP1-82174) is a polyclonal antibody validated for use in IHC and WB. All Novus Biologicals antibodies are covered by our 100% guarantee.
Host	Rabbit
Gene ID	54964
Gene Symbol	C1ORF56
Species	Human
Immunogen	This antibody was developed against Recombinant Protein corresponding to amino acids: SSTRFIANSQEPEIRLTSSLPRSPGRSTEDLPGSQATLSQWSTPGSTPSRWPS PSPTAMPSPEDLRLVLMPWGPWHCHCKSGTMS

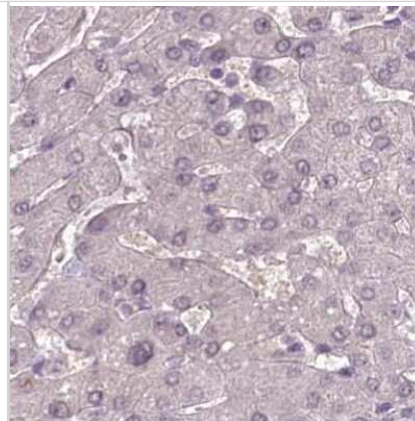
Product Application Details	
Applications	Western Blot, Immunohistochemistry-Paraffin, Immunohistochemistry
Recommended Dilutions	Western Blot 0.04-0.4 ug/ml, Immunohistochemistry 1:50 - 1:200, Immunohistochemistry-Paraffin 1:50 - 1:200
Application Notes	For IHC-Paraffin, HIER pH 6 retrieval is recommended.

Images

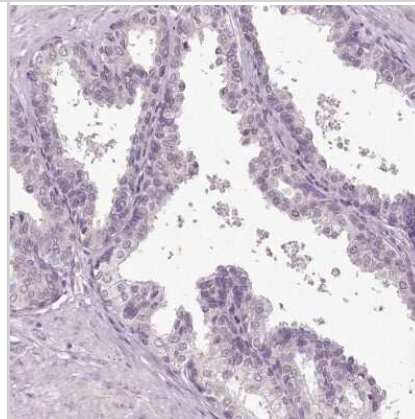
Western Blot: C1orf56 Antibody [NBP1-82174] - Analysis in control (vector only transfected HEK293T lysate) and C1orf56 over-expression lysate (Co-expressed with a C-terminal myc-DDK tag (3.1 kDa) in mammalian HEK293T cells).



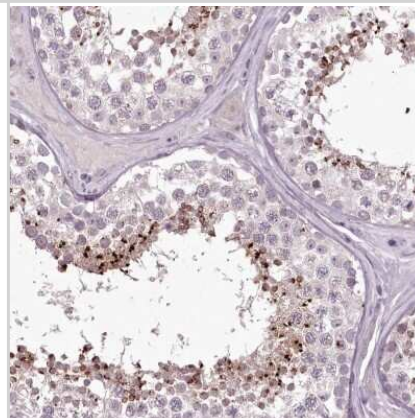
Immunohistochemistry-Paraffin: C1orf56 Antibody [NBP1-82174] - Staining of human liver.



Immunohistochemistry-Paraffin: C1orf56 Antibody [NBP1-82174] - Staining of human prostate shows low expression as expected.



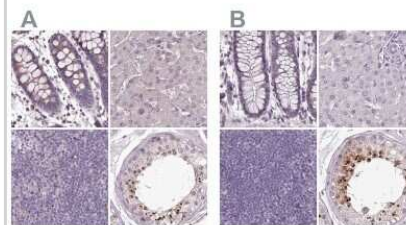
Immunohistochemistry-Paraffin: C1orf56 Antibody [NBP1-82174] - Staining of human testis shows high expression.



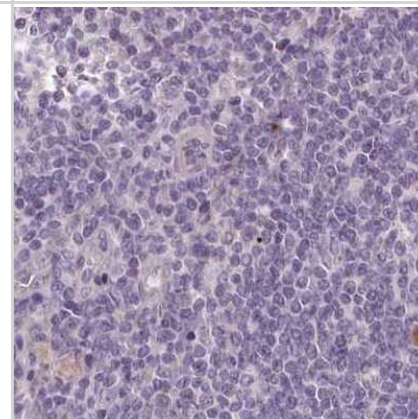
Immunohistochemistry-Paraffin: C1orf56 Antibody [NBP1-82174] - Staining in human testis and prostate tissues using anti-C1orf56 antibody. Corresponding C1orf56 RNA-seq data are presented for the same tissues.



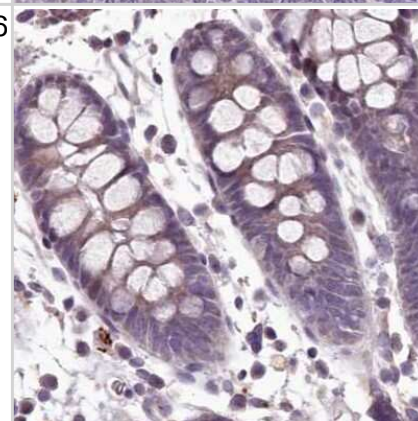
Immunohistochemistry-Paraffin: C1orf56 Antibody [NBP1-82174] - Staining of human colon, liver, lymph node and testis using Anti-C1orf56 antibody NBP1-82174 (A) shows similar protein distribution across tissues to independent antibody NBP2-32683 (B).



Immunohistochemistry-Paraffin: C1orf56 Antibody [NBP1-82174] - Staining of human lymph node.



Immunohistochemistry-Paraffin: MENT Antibody [NBP1-82174] - C1orf56 Antibody [NBP1-82174] - Staining of human colon.





Novus Biologicals USA

10730 E. Briarwood Avenue
Centennial, CO 80112
USA
Phone: 303.730.1950
Toll Free: 1.888.506.6887
Fax: 303.730.1966
nb-customerservice@bio-techne.com

Bio-Techne Canada

21 Canmotor Ave
Toronto, ON M8Z 4E6
Canada
Phone: 905.827.6400
Toll Free: 855.668.8722
Fax: 905.827.6402
canada.inquires@bio-techne.com

Bio-Techne Ltd

19 Barton Lane
Abingdon Science Park
Abingdon, OX14 3NB, United Kingdom
Phone: (44) (0) 1235 529449
Free Phone: 0800 37 34 15
Fax: (44) (0) 1235 533420
info.EMEA@bio-techne.com

General Contact Information

www.novusbio.com
Technical Support: nb-technical@bio-techne.com
Orders: nb-customerservice@bio-techne.com
General: novus@novusbio.com

Products Related to NBP1-82174

NBP1-82174PEP	MENT Recombinant Protein Antigen
NBP2-33376H	Blue Marker Antibody (6F4-F6) [HRP]
HAF008	Goat anti-Rabbit IgG Secondary Antibody [HRP]
NB7160	Goat anti-Rabbit IgG (H+L) Secondary Antibody [HRP]
NBP2-24891	Rabbit IgG Isotype Control

Limitations

This product is for research use only and is not approved for use in humans or in clinical diagnosis. Primary Antibodies are guaranteed for 1 year from date of receipt.

For more information on our 100% guarantee, please visit www.novusbio.com/guarantee

Earn gift cards/discounts by submitting a review: www.novusbio.com/reviews/submit/NBP1-82174

Earn gift cards/discounts by submitting a publication using this product:
www.novusbio.com/publications

