

Product Datasheet

SEC24C Antibody - BSA Free

NBP1-81550

Unit Size: 0.1 ml

Store at 4C short term. Aliquot and store at -20C long term. Avoid freeze-thaw cycles.

www.novusbio.com



technical@novusbio.com

Publications: 3

Protocols, Publications, Related Products, Reviews, Research Tools and Images at:
www.novusbio.com/NBP1-81550

Updated 12/2/2025 v.20.1

Earn rewards for product
reviews and publications.

Submit a publication at www.novusbio.com/publications

Submit a review at www.novusbio.com/reviews/destination/NBP1-81550



NBP1-81550

SEC24C Antibody - BSA Free

Product Information	
Unit Size	0.1 ml
Concentration	Concentrations vary lot to lot. See vial label for concentration. If unlisted please contact technical services.
Storage	Store at 4C short term. Aliquot and store at -20C long term. Avoid freeze-thaw cycles.
Clonality	Polyclonal
Preservative	0.02% Sodium Azide
Isotype	IgG
Purity	Affinity purified
Buffer	PBS (pH 7.2) and 40% Glycerol

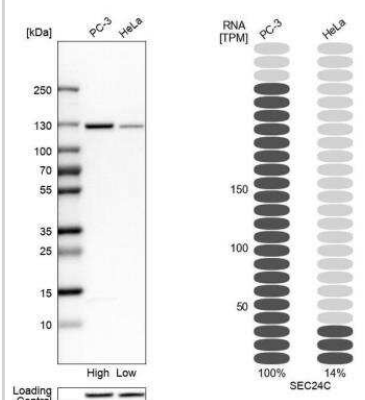
Product Description	
Description	Novus Biologicals Rabbit SEC24C Antibody - BSA Free (NBP1-81550) is a polyclonal antibody validated for use in IHC, WB and ICC/IF. Anti-SEC24C Antibody: Cited in 3 publications. All Novus Biologicals antibodies are covered by our 100% guarantee.
Host	Rabbit
Gene ID	9632
Gene Symbol	SEC24C
Species	Human
Reactivity Notes	Reactivity reported in scientific literature (PMID: 24743550)
Immunogen	This antibody was developed against Recombinant Protein corresponding to amino acids: RLPSMTGPLLPGQSFGGPSVSQPNHVSSPPQALPPGTQMTGPLGPLPPMHSP QQPGYQPQQNGSFGPARGPQSNYGGPYPAAPTF

Product Application Details	
Applications	Western Blot, Immunohistochemistry-Paraffin, Immunocytochemistry/ Immunofluorescence, Immunohistochemistry
Recommended Dilutions	Western Blot 0.04-0.4 ug/ml, Immunohistochemistry 1:500 - 1:1000, Immunocytochemistry/ Immunofluorescence 0.25-2 ug/ml, Immunohistochemistry-Paraffin 1:500 - 1:1000
Application Notes	For IHC-Paraffin, HIER pH 6 retrieval is recommended. ICC/IF Fixation Permeabilization: Use PFA/Triton X-100.

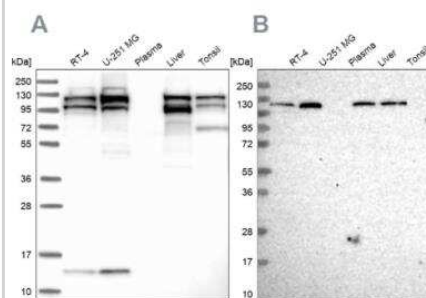


Images

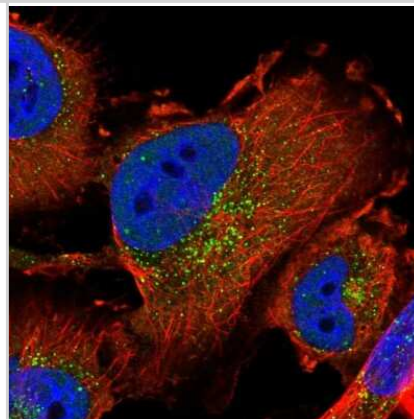
Western Blot: SEC24C Antibody [NBP1-81550] - Analysis in human cell lines PC-3 and HeLa. Corresponding RNA-seq data are presented for the same cell lines. Loading control: Anti-HSP90B1.



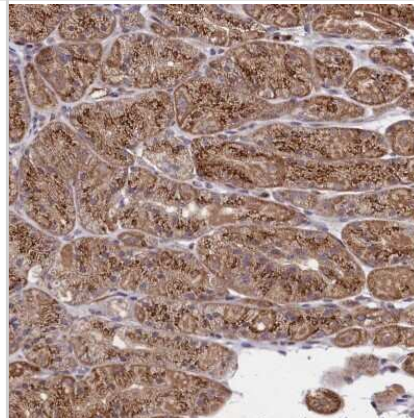
Western Blot: SEC24C Antibody [NBP1-81550] - Analysis using Anti-SEC24C antibody NBP1-81550 (A) shows similar pattern to independent antibody NBP1-81549 (B).



Immunocytochemistry/Immunofluorescence: SEC24C Antibody [NBP1-81550] - Staining of human cell line U-251 MG shows localization to nucleoplasm and vesicles. Antibody staining is shown in green.



Immunohistochemistry-Paraffin: SEC24C Antibody [NBP1-81550] - Staining of human stomach, lower shows moderate granular cytoplasmic positivity in glandular cells.



Publications

Kovalchuk V, Nalecz K Trafficking to the Cell Surface of Amino Acid Transporter SLC6A14 Upregulated in Cancer Is Controlled by Phosphorylation of SEC24C Protein by AKT Kinase Cells 2021-07-16 [PMID: 34359969] (ICC/IF)

Kovalchuk V, Samluk, Juraszek B et al. Trafficking of the amino acid transporter B0,+ (SLC6A14) to the plasma membrane involves an exclusive interaction with SEC24C for its exit from the endoplasmic reticulum. *Biochim Biophys Acta Mol Cell Res.* 2018-11-14 [PMID: 30445147] (ICC/IF, Human)

Bachmann J, Burte F, Pramana S et al. Affinity Proteomics Reveals Elevated Muscle Proteins in Plasma of Children with Cerebral Malaria. *PLoS Pathog* 2014-04-01 [PMID: 24743550]





Novus Biologicals USA

10730 E. Briarwood Avenue
Centennial, CO 80112
USA
Phone: 303.730.1950
Toll Free: 1.888.506.6887
Fax: 303.730.1966
nb-customerservice@bio-techne.com

Bio-Techne Canada

21 Canmotor Ave
Toronto, ON M8Z 4E6
Canada
Phone: 905.827.6400
Toll Free: 855.668.8722
Fax: 905.827.6402
canada.inquires@bio-techne.com

Bio-Techne Ltd

19 Barton Lane
Abingdon Science Park
Abingdon, OX14 3NB, United Kingdom
Phone: (44) (0) 1235 529449
Free Phone: 0800 37 34 15
Fax: (44) (0) 1235 533420
info.EMEA@bio-techne.com

General Contact Information

www.novusbio.com
Technical Support: nb-technical@bio-techne.com
Orders: nb-customerservice@bio-techne.com
General: novus@novusbio.com

Products Related to NBP1-81550

NBP1-81550PEP	SEC24C Recombinant Protein Antigen
NBP2-33376H	Blue Marker Antibody (6F4-F6) [HRP]
HAF008	Goat anti-Rabbit IgG Secondary Antibody [HRP]
NB7160	Goat anti-Rabbit IgG (H+L) Secondary Antibody [HRP]
NBP2-24891	Rabbit IgG Isotype Control

Limitations

This product is for research use only and is not approved for use in humans or in clinical diagnosis. Primary Antibodies are guaranteed for 1 year from date of receipt.

For more information on our 100% guarantee, please visit www.novusbio.com/guarantee

Earn gift cards/discounts by submitting a review: www.novusbio.com/reviews/submit/NBP1-81550

Earn gift cards/discounts by submitting a publication using this product:
www.novusbio.com/publications

