Product Datasheet

NDRG4 Antibody - BSA Free
NBP1-81434

Unit Size: 0.1 ml

Store at 4C short term. Aliquot and store at -20C long term. Avoid freeze-thaw cycles.

www.novusbio.com technical@novusbio.com

Publications: 2

Protocols, Publications, Related Products, Reviews, Research Tools and Images at:
www.novusbio.com/NBP1-81434

Updated 12/2/2025 v.20.1

Earn rewards for product reviews and publications.
Submit a publication at www.novusbio.com/publications
Submit a review at www.novusbio.com/reviews/destination/NBP1-81434

NBP1-81434

NDRG4 Antibody - BSA Free

Product Information

Unit Size	0.1 ml
Concentration	Concentrations vary lot to lot. See vial label for concentration. If unlisted please contact technical services.
Storage	Store at 4C short term. Aliquot and store at -20C long term. Avoid freeze-thaw cycles.
Clonality	Polyclonal
Preservative	0.02% Sodium Azide
Isotype	IgG
Purity	Affinity purified
Buffer	PBS (pH 7.2) and 40% Glycerol

Product Description

Description	Novus Biologicals Rabbit NDRG4 Antibody - BSA Free (NBP1-81434) is a polyclonal antibody validated for use in IHC and WB. Anti-NDRG4 Antibody: Cited in 2 publications. All Novus Biologicals antibodies are covered by our 100% guarantee.
Host	Rabbit
Gene ID	65009
Gene Symbol	NDRG4
Species	Human
Reactivity Notes	Reactivity reported in scientific literature (PMID: 19592488)
Immunogen	This antibody was developed against Recombinant Protein corresponding to amino acids: RQQIGNVVNQANLQLFWNMYNSRRDLDINRPGTVPNAKTLRCPVMLVVGDNA PAEDGVVECNSKLDPTTTTFLKMADSGGLP

Product Application Details

Applications	Western Blot, Immunohistochemistry-Paraffin, Immunohistochemistry
Recommended Dilutions	Western Blot 0.04-0.4 ug/ml, Immunohistochemistry 1:50 - 1:200, Immunohistochemistry-Paraffin 1:50 - 1:200
Application Notes	For IHC-Paraffin, HIER pH 6 retrieval is recommended.

Images

Western Blot: NDRG4 Antibody [NBP1-81434] - Analysis in control (vector only transfected HEK293T lysate) and NDRG4 over-expression lysate (Co-expressed with a C-terminal myc-DDK tag (3.1 kDa) in mammalian HEK293T cells).

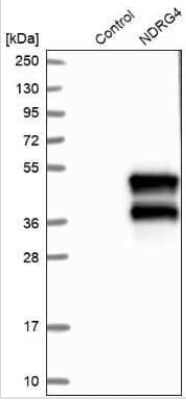

Immunohistochemistry-Paraffin: NDRG4 Antibody [NBP1-81434] - Staining in human cerebral cortex and pancreas tissues using anti-NDRG4 antibody. Corresponding NDRG4 RNA-seq data are presented for the same tissues.	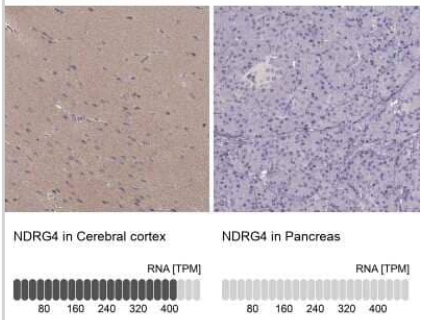
Immunohistochemistry-Paraffin: NDRG4 Antibody [NBP1-81434] - Staining of human cerebellum shows moderate nuclear positivity in cells in molecular layer.	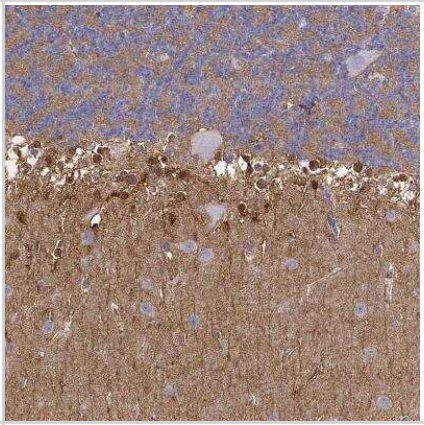
Immunohistochemistry-Paraffin: NDRG4 Antibody [NBP1-81434] - Staining of human cerebral cortex shows high expression.	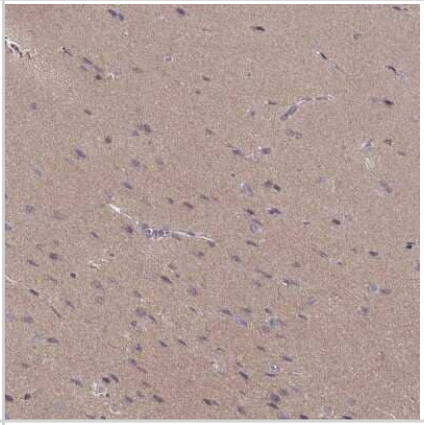
Immunohistochemistry-Paraffin: NDRG4 Antibody [NBP1-81434] - Staining of human pancreas shows low expression as expected.	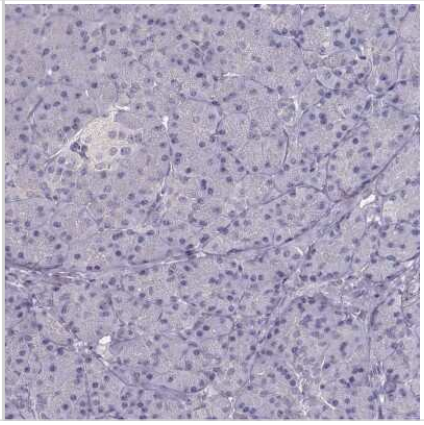

Publications

Stadler C, Rexhepaj E, Singan VR et al. Immunofluorescence and fluorescent-protein tagging show high correlation for protein localization in mammalian cells. Nat Methods 2013-04-01 [PMID: 23435261]

Schilling SH, Hjelmeland AB, Radiloff DR et al. NDRG4 Is Required for Cell Cycle Progression and Survival in Glioblastoma Cells. J Biol Chem 2009-09-11 [PMID: 19592488]

Novus Biologicals USA
10730 E. Briarwood Avenue
Centennial, CO 80112
USA
Phone: 303.730.1950
Toll Free: 1.888.506.6887
Fax: 303.730.1966
nb-customerservice@bio-techne.com

Bio-Techne Canada
21 Canmotor Ave
Toronto, ON M8Z 4E6
Canada
Phone: 905.827.6400
Toll Free: 855.668.8722
Fax: 905.827.6402
canada.inquires@bio-techne.com

Bio-Techne Ltd
19 Barton Lane
Abingdon Science Park
Abingdon, OX14 3NB, United Kingdom
Phone: (44) (0) 1235 529449
Free Phone: 0800 37 34 15
Fax: (44) (0) 1235 533420
info.EMEA@bio-techne.com

General Contact Information
www.novusbio.com
Technical Support: nb-technical@bio-techne.com
Orders: nb-customerservice@bio-techne.com
General: novus@novusbio.com

Products Related to NBP1-81434

NBP1-81434PEP	NDRG4 Recombinant Protein Antigen
NBP2-33376H	Blue Marker Antibody (6F4-F6) [HRP]
HAF008	Goat anti-Rabbit IgG Secondary Antibody [HRP]
NB7160	Goat anti-Rabbit IgG (H+L) Secondary Antibody [HRP]
NBP2-24891	Rabbit IgG Isotype Control

Limitations
This product is for research use only and is not approved for use in humans or in clinical diagnosis. Primary Antibodies are guaranteed for 1 year from date of receipt.

For more information on our 100% guarantee, please visit www.novusbio.com/guarantee

Earn gift cards/discounts by submitting a review: www.novusbio.com/reviews/submit/NBP1-81434

Earn gift cards/discounts by submitting a publication using this product: www.novusbio.com/publications