

# Product Datasheet

## GRHL1 Antibody - BSA Free

### NBP1-81321

Unit Size: 0.1 ml

Store at 4C short term. Aliquot and store at -20C long term. Avoid freeze-thaw cycles.

[www.novusbio.com](http://www.novusbio.com)



[technical@novusbio.com](mailto:technical@novusbio.com)

#### Publications: 5

Protocols, Publications, Related Products, Reviews, Research Tools and Images at:  
[www.novusbio.com/NBP1-81321](http://www.novusbio.com/NBP1-81321)

Updated 9/9/2025 v.20.1

Earn rewards for product  
reviews and publications.

Submit a publication at [www.novusbio.com/publications](http://www.novusbio.com/publications)

Submit a review at [www.novusbio.com/reviews/destination/NBP1-81321](http://www.novusbio.com/reviews/destination/NBP1-81321)



**NBP1-81321**

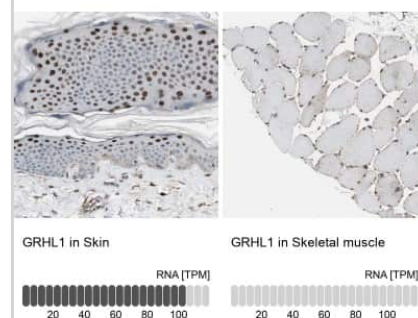
GRHL1 Antibody - BSA Free

Product Information	
Unit Size	0.1 ml
Concentration	Concentrations vary lot to lot. See vial label for concentration. If unlisted please contact technical services.
Storage	Store at 4C short term. Aliquot and store at -20C long term. Avoid freeze-thaw cycles.
Clonality	Polyclonal
Preservative	0.02% Sodium Azide
Isotype	IgG
Purity	Immunogen affinity purified
Buffer	PBS (pH 7.2) and 40% Glycerol
Product Description	
Description	Novus Biologicals Rabbit GRHL1 Antibody - BSA Free (NBP1-81321) is a polyclonal antibody validated for use in IHC, WB, ICC/IF and ChIP. Anti-GRHL1 Antibody: Cited in 5 publications. All Novus Biologicals antibodies are covered by our 100% guarantee.
Host	Rabbit
Gene ID	29841
Gene Symbol	GRHL1
Species	Human, Mouse, Rat
Immunogen	This antibody was developed against Recombinant Protein corresponding to amino acids: TVFKPFIDLDTPVLFIPDVHVFANLQGRGTHVLPPIASEELEGEGSVLKRGPYGTED DFAVPPSTKLARIEEPKRVLLYVRKESEEVFDALMLKTPSLKGL
Product Application Details	
Applications	Western Blot, Immunohistochemistry-Paraffin, Immunocytochemistry/Immunofluorescence, Immunohistochemistry, Chromatin Immunoprecipitation (ChIP)
Recommended Dilutions	Western Blot 0.04-0.4 ug/ml, Immunohistochemistry 1:50 - 1:200, Immunocytochemistry/ Immunofluorescence 0.25-2 ug/ml, Immunohistochemistry-Paraffin 1:50 - 1:200, Chromatin Immunoprecipitation (ChIP) Reported in scientific literature (PMID:31932695)
Application Notes	For IHC-Paraffin, HIER pH 6 retrieval is recommended. ICC/IF Fixation Permeabilization: Use PFA/Triton X-100.

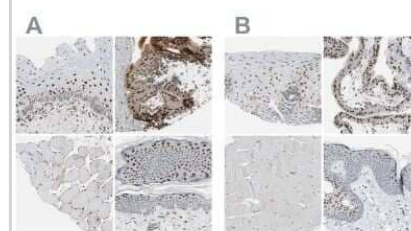


## Images

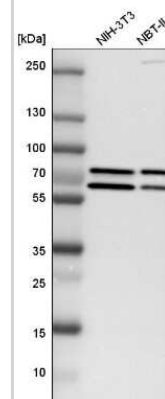
Immunohistochemistry-Paraffin: GRHL1 Antibody [NBP1-81321] - Staining in human skin and skeletal muscle tissues using NBP1-81321 antibody. Corresponding GRHL1 RNA-seq data are presented for the same tissues.



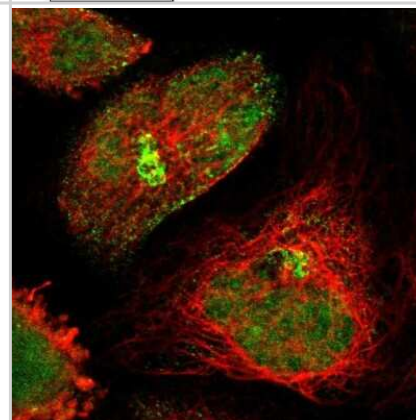
Immunohistochemistry-Paraffin: GRHL1 Antibody [NBP1-81321] - Staining of human esophagus, placenta, skeletal muscle and skin using Anti-GRHL1 antibody NBP1-81321 (A) shows similar protein distribution across tissues to independent antibody NBP1-81322 (B).



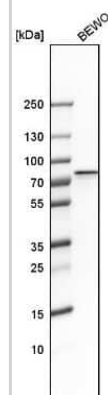
Western Blot: GRHL1 Antibody [NBP1-81321] - Analysis in mouse cell line NIH-3T3 and rat cell line NBT-II.



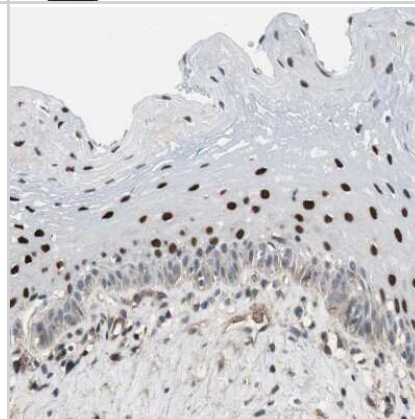
Immunocytochemistry/Immunofluorescence: GRHL1 Antibody [NBP1-81321] - Staining of human cell line A-431 shows localization to nucleus & the Golgi apparatus. Antibody staining is shown in green.



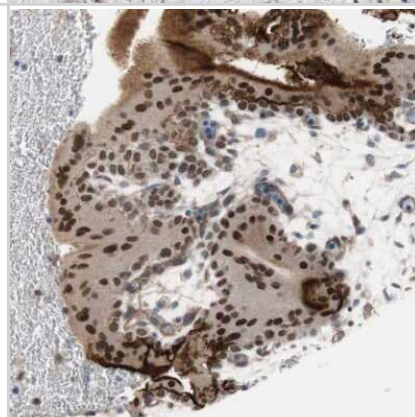
Western Blot: GRHL1 Antibody [NBP1-81321] - Analysis in human cell line BEWO.



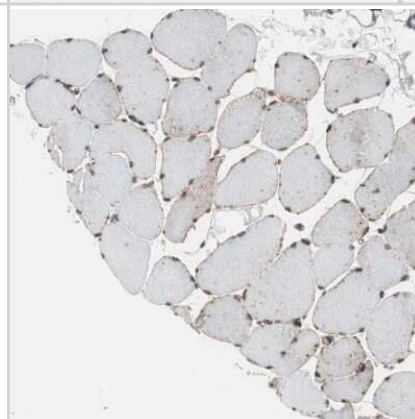
Immunohistochemistry-Paraffin: GRHL1 Antibody [NBP1-81321] - Staining of human esophagus shows moderate to strong nuclear positivity in squamous epithelial cells.



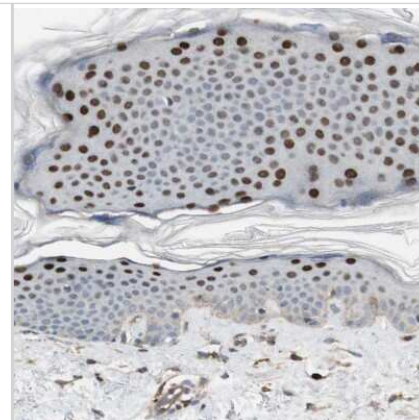
Immunohistochemistry-Paraffin: GRHL1 Antibody [NBP1-81321] - Staining of human placenta shows strong nuclear positivity in trophoblastic cells.



Immunohistochemistry-Paraffin: GRHL1 Antibody [NBP1-81321] - Staining of human skeletal muscle shows no positivity in myocytes as expected.



Immunohistochemistry-Paraffin: GRHL1 Antibody [NBP1-81321] - Staining of human skin shows moderate to strong nuclear positivity in squamous epithelial cells.



## Publications

Lu Z, Fan L, Zhang F et al. HSPA12A was identified as a key driver in colorectal cancer GWAS loci 10q26.12 and modulated by an enhancer-promoter interaction Archives of toxicology 2023-05-28 [PMID: 37245169] (ChIP)

Michelson DA, Hase K, Kaisho T et al. Thymic epithelial cells co-opt lineage-defining transcription factors to eliminate autoreactive T cells Cell 2022-06-12 [PMID: 35714609]

Xu G, Chhangawala S, Cocco E et al. ARID1A determines luminal identity and therapeutic response in estrogen-receptor-positive breast cancer Nat. Genet. 2020-01-13 [PMID: 31932695] (Chemotaxis, Human)

Li Mengyan, Li Zhuo, Guan Xinyuan, Qin Yanru Suppressor gene GRHL1 is associated with prognosis in patients with oesophageal squamous cell carcinoma. Oncology Letters 2019-02-25 [PMID: 30944626] (WB, IF/IHC, Human)

Tran QT, Kennedy LH, Leon Carrion S et al. EGFR regulation of epidermal barrier function. Physiol Genomics 2012-04-15 [PMID: 22395315]



### **Novus Biologicals USA**

10730 E. Briarwood Avenue  
Centennial, CO 80112  
USA  
Phone: 303.730.1950  
Toll Free: 1.888.506.6887  
Fax: 303.730.1966  
nb-customerservice@bio-techne.com

### **Bio-Techne Canada**

21 Canmotor Ave  
Toronto, ON M8Z 4E6  
Canada  
Phone: 905.827.6400  
Toll Free: 855.668.8722  
Fax: 905.827.6402  
canada.inquires@bio-techne.com

### **Bio-Techne Ltd**

19 Barton Lane  
Abingdon Science Park  
Abingdon, OX14 3NB, United Kingdom  
Phone: (44) (0) 1235 529449  
Free Phone: 0800 37 34 15  
Fax: (44) (0) 1235 533420  
info.EMEA@bio-techne.com

### **General Contact Information**

www.novusbio.com  
Technical Support: nb-technical@bio-techne.com  
Orders: nb-customerservice@bio-techne.com  
General: novus@novusbio.com

### **Products Related to NBP1-81321**

---

NBP1-81321PEP	GRHL1 Recombinant Protein Antigen
HAF008	Goat anti-Rabbit IgG Secondary Antibody [HRP]
NB7160	Goat anti-Rabbit IgG (H+L) Secondary Antibody [HRP]
NBP2-24891	Rabbit IgG Isotype Control

---

### **Limitations**

This product is for research use only and is not approved for use in humans or in clinical diagnosis. Primary Antibodies are guaranteed for 1 year from date of receipt.

For more information on our 100% guarantee, please visit [www.novusbio.com/guarantee](http://www.novusbio.com/guarantee)

Earn gift cards/discounts by submitting a review: [www.novusbio.com/reviews/submit/NBP1-81321](http://www.novusbio.com/reviews/submit/NBP1-81321)

Earn gift cards/discounts by submitting a publication using this product:  
[www.novusbio.com/publications](http://www.novusbio.com/publications)

