

# Product Datasheet

## TMEM159 Antibody - BSA Free NBP1-80877

Unit Size: 0.1 ml

Store at 4C short term. Aliquot and store at -20C long term. Avoid freeze-thaw cycles.

[www.novusbio.com](http://www.novusbio.com)



[technical@novusbio.com](mailto:technical@novusbio.com)

### Publications: 2

Protocols, Publications, Related Products, Reviews, Research Tools and Images at:  
[www.novusbio.com/NBP1-80877](http://www.novusbio.com/NBP1-80877)

Updated 12/2/2025 v.20.1

Earn rewards for product  
reviews and publications.

Submit a publication at [www.novusbio.com/publications](http://www.novusbio.com/publications)

Submit a review at [www.novusbio.com/reviews/destination/NBP1-80877](http://www.novusbio.com/reviews/destination/NBP1-80877)



**NBP1-80877**

TMEM159 Antibody - BSA Free

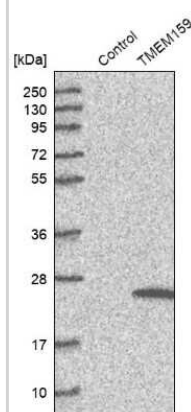
Product Information	
Unit Size	0.1 ml
Concentration	Concentrations vary lot to lot. See vial label for concentration. If unlisted please contact technical services.
Storage	Store at 4C short term. Aliquot and store at -20C long term. Avoid freeze-thaw cycles.
Clonality	Polyclonal
Preservative	0.02% Sodium Azide
Isotype	IgG
Purity	Affinity purified
Buffer	PBS (pH 7.2) and 40% Glycerol

Product Description	
Description	Novus Biologicals Rabbit TMEM159 Antibody - BSA Free (NBP1-80877) is a polyclonal antibody validated for use in IHC and WB. Anti-TMEM159 Antibody: Cited in 1 publication. All Novus Biologicals antibodies are covered by our 100% guarantee.
Host	Rabbit
Gene ID	57146
Gene Symbol	TMEM159
Species	Human
Reactivity Notes	Immunogen displays the following percentage of sequence identity for non-tested species: Mouse (80%), Rat (80%).
Immunogen	This antibody was developed against Recombinant Protein corresponding to amino acids: MAKEEPQSISRDLQELQKKLSLLIDSFQNSKVVAFMKSPVGQY

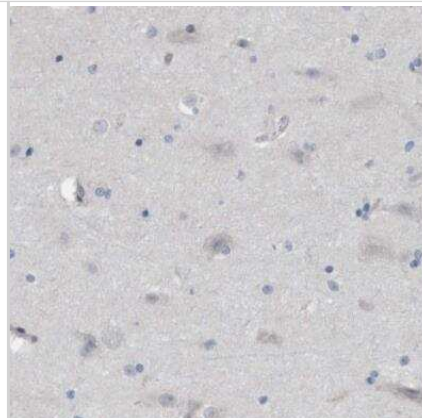
Product Application Details	
Applications	Western Blot, Immunohistochemistry-Paraffin, Immunohistochemistry
Recommended Dilutions	Western Blot 0.04-0.4 ug/ml, Immunohistochemistry 1:20 - 1:50, Immunohistochemistry-Paraffin 1:20 - 1:50
Application Notes	For IHC-Paraffin, HIER pH 6 retrieval is recommended.

**Images**

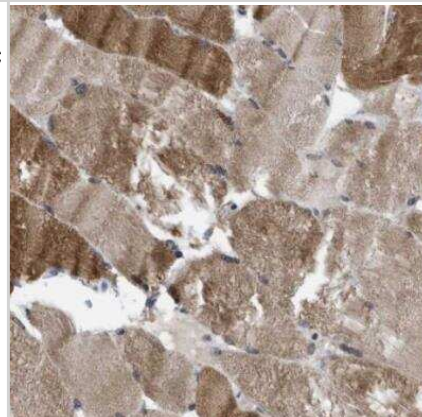
Western Blot: TMEM159 Antibody [NBP1-80877] - Analysis in control (vector only transfected HEK293T lysate) and TMEM159 over-expression lysate (Co-expressed with a C-terminal myc-DDK tag (3.1 kDa) in mammalian HEK293T cells).



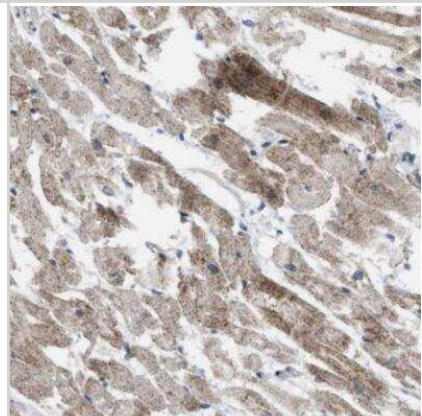
Immunohistochemistry-Paraffin: TMEM159 Antibody [NBP1-80877] - Staining of human cerebral cortex shows very weak cytoplasmic positivity in neurons.



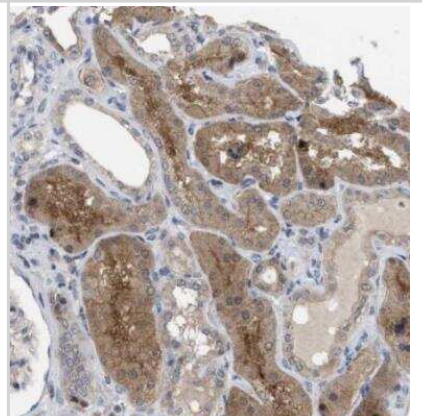
Immunohistochemistry-Paraffin: TMEM159 Antibody [NBP1-80877] - Staining of human skeletal muscle shows moderate granular cytoplasmic positivity in myocytes.



Immunohistochemistry-Paraffin: TMEM159 Antibody [NBP1-80877] - Staining of human heart muscle shows moderate granular cytoplasmic positivity in cardiomyocytes.



Immunohistochemistry-Paraffin: TMEM159 Antibody [NBP1-80877] - Staining of human kidney shows moderate granular cytoplasmic positivity in cells in tubules.



## Publications

Kumar R, Mehta D, Chaudhary S Et al. Impact of CHIKV Replication on the Global Proteome of Aedes albopictus Cells Proteomes 2022-11-22 [PMID: 36412637] (WB)

Details:

Citation using the HRP version of this antibody.

William K, Peter L, Michael GH et al The Sar1 GTPase Is Dispensable for COPII-Dependent Cargo Export From the ER SSRN Electronic Journal 2022-11-20





### Novus Biologicals USA

10730 E. Briarwood Avenue  
Centennial, CO 80112  
USA  
Phone: 303.730.1950  
Toll Free: 1.888.506.6887  
Fax: 303.730.1966  
nb-customerservice@bio-techne.com

### Bio-Techne Canada

21 Canmotor Ave  
Toronto, ON M8Z 4E6  
Canada  
Phone: 905.827.6400  
Toll Free: 855.668.8722  
Fax: 905.827.6402  
canada.inquires@bio-techne.com

### Bio-Techne Ltd

19 Barton Lane  
Abingdon Science Park  
Abingdon, OX14 3NB, United Kingdom  
Phone: (44) (0) 1235 529449  
Free Phone: 0800 37 34 15  
Fax: (44) (0) 1235 533420  
info.EMEA@bio-techne.com

### General Contact Information

www.novusbio.com  
Technical Support: nb-technical@bio-techne.com  
Orders: nb-customerservice@bio-techne.com  
General: novus@novusbio.com

### Products Related to NBP1-80877

---

NBP1-80877PEP	TMEM159 Recombinant Protein Antigen
NBP2-33376H	Blue Marker Antibody (6F4-F6) [HRP]
HAF008	Goat anti-Rabbit IgG Secondary Antibody [HRP]
NB7160	Goat anti-Rabbit IgG (H+L) Secondary Antibody [HRP]
NBP2-24891	Rabbit IgG Isotype Control

---

### Limitations

This product is for research use only and is not approved for use in humans or in clinical diagnosis. Primary Antibodies are guaranteed for 1 year from date of receipt.

For more information on our 100% guarantee, please visit [www.novusbio.com/guarantee](http://www.novusbio.com/guarantee)

Earn gift cards/discounts by submitting a review: [www.novusbio.com/reviews/submit/NBP1-80877](http://www.novusbio.com/reviews/submit/NBP1-80877)

Earn gift cards/discounts by submitting a publication using this product:  
[www.novusbio.com/publications](http://www.novusbio.com/publications)

