

# Product Datasheet

## SeP Antibody - BSA Free NBP1-80766

Unit Size: 0.1 ml

Store at 4C short term. Aliquot and store at -20C long term. Avoid freeze-thaw cycles.

[www.novusbio.com](http://www.novusbio.com)



[technical@novusbio.com](mailto:technical@novusbio.com)

### Publications: 1

Protocols, Publications, Related Products, Reviews, Research Tools and Images at:  
[www.novusbio.com/NBP1-80766](http://www.novusbio.com/NBP1-80766)

Updated 12/2/2025 v.20.1

Earn rewards for product  
reviews and publications.

Submit a publication at [www.novusbio.com/publications](http://www.novusbio.com/publications)

Submit a review at [www.novusbio.com/reviews/destination/NBP1-80766](http://www.novusbio.com/reviews/destination/NBP1-80766)



**NBP1-80766**

SeP Antibody - BSA Free

Product Information	
Unit Size	0.1 ml
Concentration	Concentrations vary lot to lot. See vial label for concentration. If unlisted please contact technical services.
Storage	Store at 4C short term. Aliquot and store at -20C long term. Avoid freeze-thaw cycles.
Clonality	Polyclonal
Preservative	0.02% Sodium Azide
Isotype	IgG
Purity	Affinity purified
Buffer	PBS (pH 7.2) and 40% Glycerol

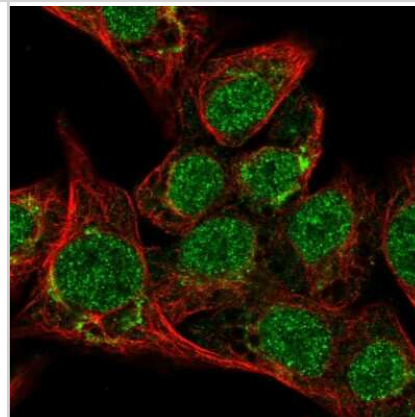
Product Description	
Description	Novus Biologicals Rabbit SeP Antibody - BSA Free (NBP1-80766) is a polyclonal antibody validated for use in IHC and ICC/IF. Anti-SeP Antibody: Cited in 1 publication. All Novus Biologicals antibodies are covered by our 100% guarantee.
Host	Rabbit
Gene ID	6414
Gene Symbol	SELENOP
Species	Human
Reactivity Notes	Immunogen displays the following percentage of sequence identity for non-tested species: Mouse (84%), Rat (85%)
Immunogen	This antibody was developed against Recombinant Protein corresponding to amino acids: EHIPVYQQEENQTDVWTLNLSKDDFLIYDRGRLVYHLGLPFSFLTTPYVEEA IKIAYCEKKCGNCSLTTLKD

Product Application Details	
Applications	Immunohistochemistry-Paraffin, Immunocytochemistry/ Immunofluorescence, Immunohistochemistry
Recommended Dilutions	Immunohistochemistry 1:50 - 1:200, Immunocytochemistry/ Immunofluorescence 0.25-2 ug/ml, Immunohistochemistry-Paraffin 1:50 - 1:200
Application Notes	For IHC-Paraffin, HIER pH 6 retrieval is recommended. ICC/IF, Fixation Permeabilization: Use PFA/Triton X-100.

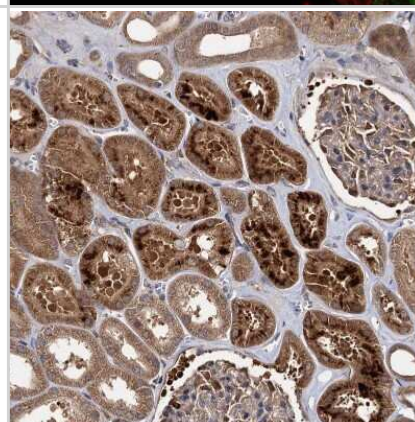


## Images

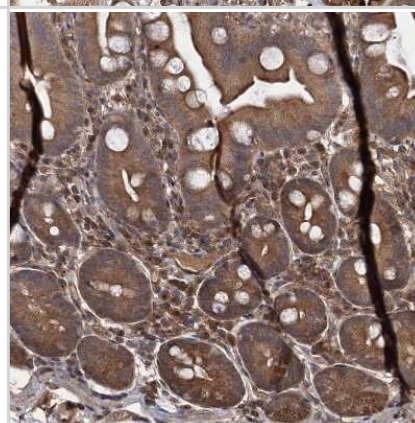
Immunocytochemistry/Immunofluorescence: SeP Antibody [NBP1-80766] - Immunofluorescent staining of human cell line Hep G2 shows localization to nucleus & the Golgi apparatus.



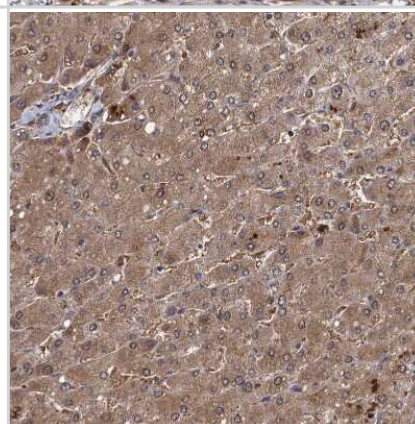
Immunohistochemistry-Paraffin: SeP Antibody [NBP1-80766] - Staining of human kidney shows moderate to strong cytoplasmic positivity in cells in tubules.



Immunohistochemistry-Paraffin: SeP Antibody [NBP1-80766] - Staining of human gastrointestinal shows moderate cytoplasmic positivity in glandular cells.



Immunohistochemistry-Paraffin: SeP Antibody [NBP1-80766] - Staining of human liver shows moderate cytoplasmic positivity in hepatocytes.



## Publications

Maldonado LAG, Nascimento CR, Rodrigues Fernandes NA et al. Influence of tumor cell-derived TGF- $\beta$  on macrophage phenotype and macrophage-mediated tumor cell invasion The international journal of biochemistry & cell biology 2022-12-01 [PMID: 36343916] (IHC-P, Human)



### Novus Biologicals USA

10730 E. Briarwood Avenue  
Centennial, CO 80112  
USA

Phone: 303.730.1950

Toll Free: 1.888.506.6887

Fax: 303.730.1966

[nb-customerservice@bio-techne.com](mailto:nb-customerservice@bio-techne.com)

### Bio-Techne Canada

21 Canmotor Ave  
Toronto, ON M8Z 4E6  
Canada

Phone: 905.827.6400

Toll Free: 855.668.8722

Fax: 905.827.6402

[canada.inquires@bio-techne.com](mailto:canada.inquires@bio-techne.com)

### Bio-Techne Ltd

19 Barton Lane  
Abingdon Science Park  
Abingdon, OX14 3NB, United Kingdom

Phone: (44) (0) 1235 529449

Free Phone: 0800 37 34 15

Fax: (44) (0) 1235 533420

[info.EMEA@bio-techne.com](mailto:info.EMEA@bio-techne.com)

### General Contact Information

[www.novusbio.com](http://www.novusbio.com)

Technical Support: [nb-technical@bio-techne.com](mailto:nb-technical@bio-techne.com)

Orders: [nb-customerservice@bio-techne.com](mailto:nb-customerservice@bio-techne.com)

General: [novus@novusbio.com](mailto:novus@novusbio.com)

### Products Related to NBP1-80766

---

NBP1-80766PEP	SeP Recombinant Protein Antigen
HAF008	Goat anti-Rabbit IgG Secondary Antibody [HRP]
NB7160	Goat anti-Rabbit IgG (H+L) Secondary Antibody [HRP]
NBP2-24891	Rabbit IgG Isotype Control

---

### Limitations

This product is for research use only and is not approved for use in humans or in clinical diagnosis. Primary Antibodies are guaranteed for 1 year from date of receipt.

For more information on our 100% guarantee, please visit [www.novusbio.com/guarantee](http://www.novusbio.com/guarantee)

Earn gift cards/discounts by submitting a review: [www.novusbio.com/reviews/submit/NBP1-80766](http://www.novusbio.com/reviews/submit/NBP1-80766)

Earn gift cards/discounts by submitting a publication using this product:

[www.novusbio.com/publications](http://www.novusbio.com/publications)

