

# Product Datasheet

## Uroplakin Ib Antibody - BSA Free NBP1-80656

Unit Size: 0.1 ml

Store at 4C short term. Aliquot and store at -20C long term. Avoid freeze-thaw cycles.

[www.novusbio.com](http://www.novusbio.com)



[technical@novusbio.com](mailto:technical@novusbio.com)

**Reviews: 1 Publications: 2**

Protocols, Publications, Related Products, Reviews, Research Tools and Images at:  
[www.novusbio.com/NBP1-80656](http://www.novusbio.com/NBP1-80656)

Updated 9/24/2025 v.20.1

**Earn rewards for product  
reviews and publications.**

Submit a publication at [www.novusbio.com/publications](http://www.novusbio.com/publications)

Submit a review at [www.novusbio.com/reviews/destination/NBP1-80656](http://www.novusbio.com/reviews/destination/NBP1-80656)



**NBP1-80656**

Uroplakin Ib Antibody - BSA Free


Product Information	
<b>Unit Size</b>	0.1 ml
<b>Concentration</b>	Concentrations vary lot to lot. See vial label for concentration. If unlisted please contact technical services.
<b>Storage</b>	Store at 4C short term. Aliquot and store at -20C long term. Avoid freeze-thaw cycles.
<b>Clonality</b>	Polyclonal
<b>Preservative</b>	0.02% Sodium Azide
<b>Isotype</b>	IgG
<b>Purity</b>	Immunogen affinity purified
<b>Buffer</b>	PBS (pH 7.2) and 40% Glycerol

Product Description	
<b>Description</b>	Novus Biologicals Rabbit Uroplakin Ib Antibody - BSA Free (NBP1-80656) is a polyclonal antibody validated for use in IHC, WB and ICC/IF. Anti-Uroplakin Ib Antibody: Cited in 2 publications. All Novus Biologicals antibodies are covered by our 100% guarantee.
<b>Host</b>	Rabbit
<b>Gene ID</b>	7348
<b>Gene Symbol</b>	UPK1B
<b>Species</b>	Human, Mouse
<b>Reactivity Notes</b>	Mouse reactivity reported from a verified customer review. Immunogen displays the following percentage of sequence identity for non-tested species: Rat (85%)
<b>Immunogen</b>	This antibody was developed against Recombinant Protein corresponding to amino acids: KYTSAFRTENNADADYPWPRQCCVMNNLKEPLNLEACKLGVPGFYHNQGICYEL ISGPMNR

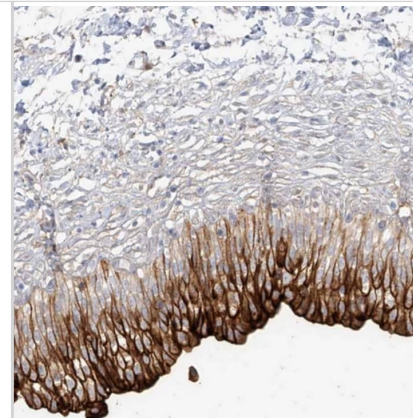
Product Application Details	
<b>Applications</b>	Western Blot, Immunohistochemistry-Paraffin, Immunohistochemistry
<b>Recommended Dilutions</b>	Western Blot 0.04-0.4 ug/ml, Immunohistochemistry 1:500 - 1:1000, Immunohistochemistry-Paraffin 1:500 - 1:1000
<b>Application Notes</b>	For IHC-Paraffin, HIER pH 6 retrieval is recommended.

**Images**

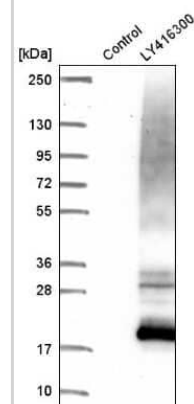
Western Blot: Uroplakin Ib Antibody [NBP1-80656] - Analysis of Uroplakin Ib antibody. Lane M: Protein marker Lane 1: UMUC1 cell lysates 30 ug Lane 2: RT112 cell lysates 30 ug. Image from verified customer review.



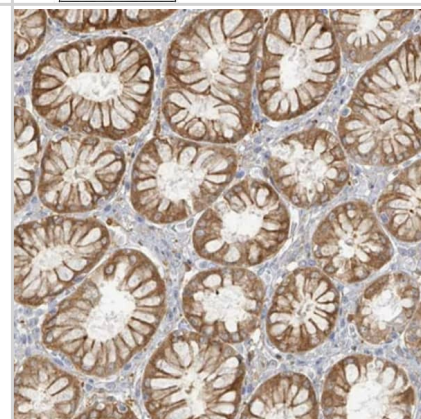
Staining of human urinary bladder shows strong membranous positivity in urothelial cells.



Western Blot: Uroplakin Ib Antibody [NBP1-80656] - Analysis in control (3.1 kDa) in mammalian HEK293T cells).



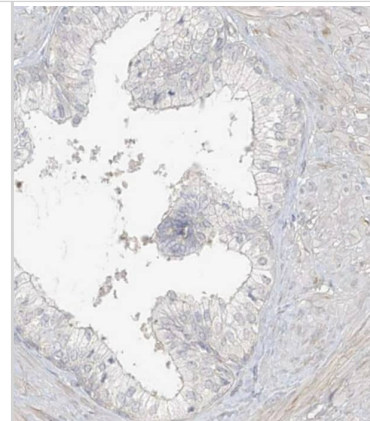
Staining of human stomach shows moderate membranous positivity in glandular cells.



Staining of human skeletal muscle shows no positivity in myocytes as expected.



Staining of human prostate shows no positivity in glandular cells as expected.



## Publications

Hua Y, Dai C, He Q Et al. Autoantibody panel on small extracellular vesicles for the early detection of lung cancer Clin Immunol 2022-11-10 [PMID: 36356847] (WB, Human)

Details:

Citation using the PE version of this antibody.

Wang L, Liu C, Wei H et al. Testis electroporation coupled with autophagy inhibitor to treat non-obstructive azoospermia Molecular therapy. Nucleic acids 2022-12-13 [PMID: 36420210] (ICC/IF, Mouse)



### **Novus Biologicals USA**

10730 E. Briarwood Avenue  
Centennial, CO 80112  
USA  
Phone: 303.730.1950  
Toll Free: 1.888.506.6887  
Fax: 303.730.1966  
nb-customerservice@bio-techne.com

### **Bio-Techne Canada**

21 Canmotor Ave  
Toronto, ON M8Z 4E6  
Canada  
Phone: 905.827.6400  
Toll Free: 855.668.8722  
Fax: 905.827.6402  
canada.inquires@bio-techne.com

### **Bio-Techne Ltd**

19 Barton Lane  
Abingdon Science Park  
Abingdon, OX14 3NB, United Kingdom  
Phone: (44) (0) 1235 529449  
Free Phone: 0800 37 34 15  
Fax: (44) (0) 1235 533420  
info.EMEA@bio-techne.com

### **General Contact Information**

www.novusbio.com  
Technical Support: nb-technical@bio-techne.com  
Orders: nb-customerservice@bio-techne.com  
General: novus@novusbio.com

### **Products Related to NBP1-80656**

---

NBP1-80656PEP	Uroplakin Ib Recombinant Protein Antigen
HAF008	Goat anti-Rabbit IgG Secondary Antibody [HRP]
NB7160	Goat anti-Rabbit IgG (H+L) Secondary Antibody [HRP]
NBP2-24891	Rabbit IgG Isotype Control

---

### **Limitations**

This product is for research use only and is not approved for use in humans or in clinical diagnosis. Primary Antibodies are guaranteed for 1 year from date of receipt.

For more information on our 100% guarantee, please visit [www.novusbio.com/guarantee](http://www.novusbio.com/guarantee)

Earn gift cards/discounts by submitting a review: [www.novusbio.com/reviews/submit/NBP1-80656](http://www.novusbio.com/reviews/submit/NBP1-80656)

Earn gift cards/discounts by submitting a publication using this product:  
[www.novusbio.com/publications](http://www.novusbio.com/publications)

