

Product Datasheet

ZBTB11 Antibody - BSA Free

NBP1-80580

Unit Size: 0.1 ml

Store at 4C short term. Aliquot and store at -20C long term. Avoid freeze-thaw cycles.

www.novusbio.com



technical@novusbio.com

Publications: 2

Protocols, Publications, Related Products, Reviews, Research Tools and Images at:
www.novusbio.com/NBP1-80580

Updated 3/4/2026 v.20.1

Earn rewards for product
reviews and publications.

Submit a publication at www.novusbio.com/publications

Submit a review at www.novusbio.com/reviews/destination/NBP1-80580



NBP1-80580

ZBTB11 Antibody - BSA Free

Product Information	
Unit Size	0.1 ml
Concentration	Concentrations vary lot to lot. See vial label for concentration. If unlisted please contact technical services.
Storage	Store at 4C short term. Aliquot and store at -20C long term. Avoid freeze-thaw cycles.
Clonality	Polyclonal
Preservative	0.02% Sodium Azide
Isotype	IgG
Purity	Affinity purified
Buffer	PBS (pH 7.2) and 40% Glycerol

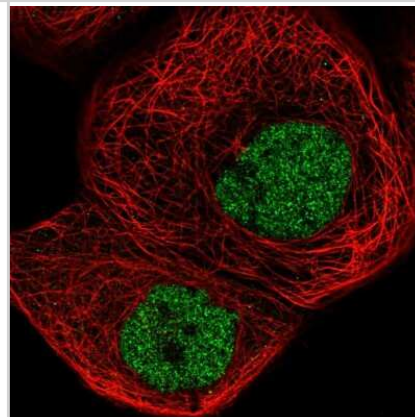
Product Description	
Host	Rabbit
Gene ID	27107
Gene Symbol	ZBTB11
Species	Human
Immunogen	This antibody was developed against Recombinant Protein corresponding to amino acids: SGMGNDISAEDICAEDIPKHRQKVDQPLKDQENLVASTAKTDFGPDDDTYRSR LRQRSVNEGAYIRLHKGMEKKLQKRKAVPKSAVQQVAQKLVQRGKMKMPKR DAKENTEEASH

Product Application Details	
Applications	Immunohistochemistry-Paraffin, Immunocytochemistry/ Immunofluorescence, Immunohistochemistry
Recommended Dilutions	Immunohistochemistry 1:200 - 1:500, Immunocytochemistry/ Immunofluorescence 0.25-2 ug/ml, Immunohistochemistry-Paraffin 1:200 - 1:500
Application Notes	For IHC-Paraffin, HIER pH 6 retrieval is recommended. ICC/IF Fixation Permeabilization: Use PFA/Triton X-100.

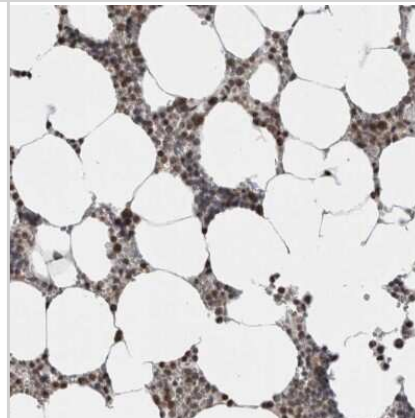


Images

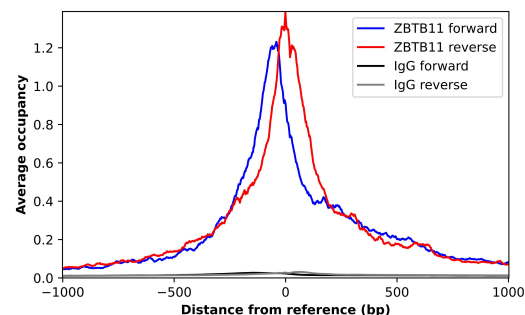
Immunocytochemistry/Immunofluorescence: ZBTB11 Antibody [NBP1-80580] - Staining of human cell line A-431 shows localization to nucleoplasm. Antibody staining is shown in green.



Immunohistochemistry-Paraffin: ZBTB11 Antibody [NBP1-80580] - Staining of human bone marrow shows moderate nuclear positivity in hematopoietic cells.



ChIP-Exo-Seq composite graph for Anti-ZBTB11 (NBP1-80580) tested in K562 cells. Strand-specific reads (blue: forward, red: reverse) and IgG controls (black: forward, grey: reverse) are plotted against the distance from a composite set of reference binding sites. The antibody exhibits robust target enrichment compared to a non-specific IgG control and precisely reveals its structural organization around the binding site. Data generated by Prof. B. F. Pugh's Lab at Cornell University.



Publications

Reuter SP, Soonpaa MH, Field D et al. Cardiac Troponin I-interacting Kinase Impacts Cardiomyocyte S-phase Activity But Not Cardiomyocyte Proliferation *Circulation* 2022-11-16 [PMID: 36382596]

Han M, Li F, Zhang Y et al. FOXA2 drives lineage plasticity and KIT pathway activation in neuroendocrine prostate cancer *Cancer cell* 2022-11-14 [PMID: 36332622] (IHC-P, Mouse)

Details:

Dilution used for IHC 1:200



Novus Biologicals USA

10730 E. Briarwood Avenue
Centennial, CO 80112
USA
Phone: 303.730.1950
Toll Free: 1.888.506.6887
Fax: 303.730.1966
nb-customerservice@bio-techne.com

Bio-Techne Canada

21 Canmotor Ave
Toronto, ON M8Z 4E6
Canada
Phone: 905.827.6400
Toll Free: 855.668.8722
Fax: 905.827.6402
canada.inquires@bio-techne.com

Bio-Techne Ltd

19 Barton Lane
Abingdon Science Park
Abingdon, OX14 3NB, United Kingdom
Phone: (44) (0) 1235 529449
Free Phone: 0800 37 34 15
Fax: (44) (0) 1235 533420
info.EMEA@bio-techne.com

General Contact Information

www.novusbio.com
Technical Support: nb-technical@bio-techne.com
Orders: nb-customerservice@bio-techne.com
General: novus@novusbio.com

Products Related to NBP1-80580

NBP1-80580PEP	ZBTB11 Recombinant Protein Antigen
HAF008	Goat anti-Rabbit IgG Secondary Antibody [HRP]
NB7160	Goat anti-Rabbit IgG (H+L) Secondary Antibody [HRP]
NBP2-24891	Rabbit IgG Isotype Control

Limitations

This product is for research use only and is not approved for use in humans or in clinical diagnosis. Primary Antibodies are guaranteed for 1 year from date of receipt.

For more information on our 100% guarantee, please visit www.novusbio.com/guarantee

Earn gift cards/discounts by submitting a review: www.novusbio.com/reviews/submit/NBP1-80580

Earn gift cards/discounts by submitting a publication using this product:
www.novusbio.com/publications

