

Product Datasheet

Kv6.1 Antibody - BSA Free NBP1-80098

Unit Size: 100 ul

Store at 4C short term. Aliquot and store at -20C long term. Avoid freeze-thaw cycles.

www.novusbio.com



technical@novusbio.com

Protocols, Publications, Related Products, Reviews, Research Tools and Images at:
www.novusbio.com/NBP1-80098

Updated 2/21/2025 v.20.1

Earn rewards for product
reviews and publications.

Submit a publication at www.novusbio.com/publications

Submit a review at www.novusbio.com/reviews/destination/NBP1-80098



NBP1-80098

Kv6.1 Antibody - BSA Free

| Product Information | |
|---------------------|--|
| Unit Size | 100 ul |
| Concentration | 0.5 mg/ml |
| Storage | Store at 4C short term. Aliquot and store at -20C long term. Avoid freeze-thaw cycles. |
| Clonality | Polyclonal |
| Preservative | 0.09% Sodium Azide |
| Isotype | IgG |
| Purity | Affinity purified |
| Buffer | PBS, 2% Sucrose |

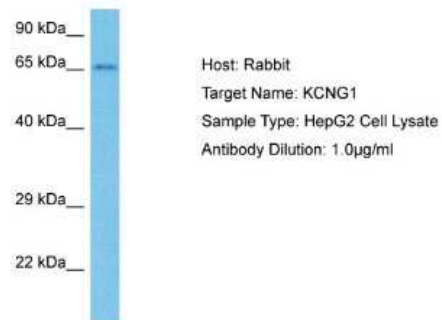
| Product Description | |
|---------------------|---|
| Description | The addition of 50% glycerol is optional for those storing this antibody at -20C and not aliquoting smaller units. However, please note that glycerol may interrupt some downstream antibody applications and should be added with caution. |
| Host | Rabbit |
| Gene ID | 3755 |
| Gene Symbol | KCNG1 |
| Species | Human |
| Immunogen | Synthetic peptide directed towards the N terminal of human KCNG1. Peptide sequence YDVTCTNEFFFDNRNPGAFGTILTFLRAGKLRLRLREMCALSFQEELLYWGIA. The peptide sequence for this immunogen was taken from within the described region. |

| Product Application Details | |
|-----------------------------|------------------------|
| Applications | Western Blot |
| Recommended Dilutions | Western Blot 1.0 ug/ml |

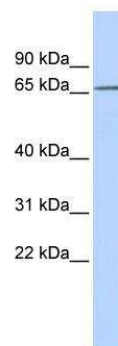


Images


Western Blot: Kv6.1 Antibody [NBP1-80098] - Host: Rabbit. Target Name: KCNG1. Sample Tissue: Human HepG2 Whole Cell. Antibody Dilution: 1ug/ml



Western Blot: Kv6.1 Antibody [NBP1-80098] - Kv6.1 Antibody MCF-7 whole cell lysates, concentration 0.2-1 ug/ml.



Western Blot: Kv6.1 Antibody [NBP1-80098] - Host: Rabbit. Target Name: KCNG1. Sample Tissue: Human PANC1 Whole Cell. Antibody Dilution: 1ug/ml





Novus Biologicals USA

10730 E. Briarwood Avenue
Centennial, CO 80112
USA
Phone: 303.730.1950
Toll Free: 1.888.506.6887
Fax: 303.730.1966
nb-customerservice@bio-techne.com

Bio-Techne Canada

21 Canmotor Ave
Toronto, ON M8Z 4E6
Canada
Phone: 905.827.6400
Toll Free: 855.668.8722
Fax: 905.827.6402
canada.inquires@bio-techne.com

Bio-Techne Ltd

19 Barton Lane
Abingdon Science Park
Abingdon, OX14 3NB, United Kingdom
Phone: (44) (0) 1235 529449
Free Phone: 0800 37 34 15
Fax: (44) (0) 1235 533420
info.EMEA@bio-techne.com

General Contact Information

www.novusbio.com
Technical Support: nb-technical@bio-
techne.com
Orders: nb-customerservice@bio-techne.com
General: novus@novusbio.com

Products Related to NBP1-80098

| | |
|--------------------|---|
| HAF008 | Goat anti-Rabbit IgG Secondary Antibody [HRP] |
| NB7160 | Goat anti-Rabbit IgG (H+L) Secondary Antibody [HRP] |
| NBP2-24891 | Rabbit IgG Isotype Control |
| H00003755-P01-10ug | Recombinant Human Kv6.1 GST (N-Term) Protein |

Limitations

This product is for research use only and is not approved for use in humans or in clinical diagnosis. Primary Antibodies are guaranteed for 1 year from date of receipt.

For more information on our 100% guarantee, please visit www.novusbio.com/guarantee

Earn gift cards/discounts by submitting a review: www.novusbio.com/reviews/submit/NBP1-80098

Earn gift cards/discounts by submitting a publication using this product:
www.novusbio.com/publications

