

Product Datasheet

KCTD7 Antibody - BSA Free

NBP1-80094

Unit Size: 100 ul

Store at 4C short term. Aliquot and store at -20C long term. Avoid freeze-thaw cycles.

www.novusbio.com



technical@novusbio.com

Protocols, Publications, Related Products, Reviews, Research Tools and Images at:
www.novusbio.com/NBP1-80094

Updated 2/21/2025 v.20.1

Earn rewards for product
reviews and publications.

Submit a publication at www.novusbio.com/publications

Submit a review at www.novusbio.com/reviews/destination/NBP1-80094



NBP1-80094

KCTD7 Antibody - BSA Free

Product Information

Unit Size	100 ul
Concentration	0.5 mg/ml
Storage	Store at 4C short term. Aliquot and store at -20C long term. Avoid freeze-thaw cycles.
Clonality	Polyclonal
Preservative	0.09% Sodium Azide
Isotype	IgG
Purity	Affinity purified
Buffer	PBS, 2% Sucrose

Product Description

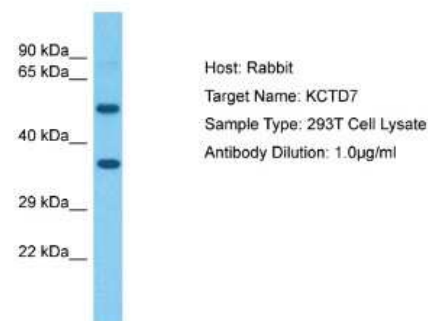
Description	The addition of 50% glycerol is optional for those storing this antibody at -20C and not aliquoting smaller units. However, please note that glycerol may interrupt some downstream antibody applications and should be added with caution.
Host	Rabbit
Gene ID	154881
Gene Symbol	KCTD7
Species	Human
Immunogen	Synthetic peptide directed towards the N terminal of human KCTD7 containing the following sequence: VVVTGREPDSRRQDGAMSSSDAEDDFLEPATPTATQAGHALPLLPEFPE. Peptide sequence VVVTGREPDSRRQDGAMSSSDAEDDFLEPATPTATQAGHALPLLPEFPE. The peptide sequence for this immunogen was taken from within the described region.

Product Application Details

Applications	Western Blot
Recommended Dilutions	Western Blot 1.0 ug/ml

Images

Western Blot: KCTD7 Antibody [NBP1-80094] - Host: Rabbit. Target Name: KCTD7. Sample Tissue: Human 293T Whole Cell. Antibody Dilution: 1ug/ml

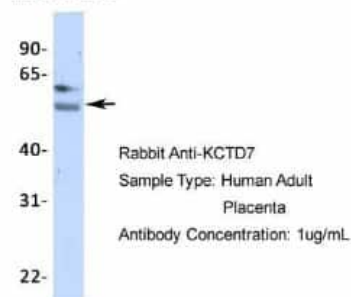


Western Blot: KCTD7 Antibody [NBP1-80094] - Transfected 293T cell lysate, concentration 0.2-1 ug/ml.



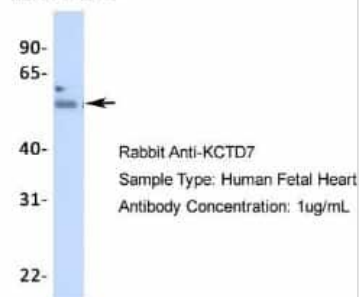
Western Blot: KCTD7 Antibody [NBP1-80094] - Human Adult Placenta, Antibody Dilution: 1.0 ug/ml.

KCTD7



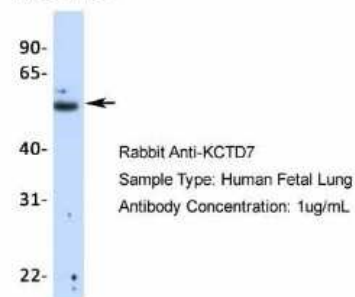
Western Blot: KCTD7 Antibody [NBP1-80094] - Human Fetal Heart, Antibody Dilution: 1.0 ug/ml.

KCTD7



Western Blot: KCTD7 Antibody [NBP1-80094] - Human Fetal Lung, Antibody Dilution: 1.0 ug/ml.

KCTD7





Novus Biologicals USA

10730 E. Briarwood Avenue
Centennial, CO 80112
USA
Phone: 303.730.1950
Toll Free: 1.888.506.6887
Fax: 303.730.1966
nb-customerservice@bio-techne.com

Bio-Techne Canada

21 Canmotor Ave
Toronto, ON M8Z 4E6
Canada
Phone: 905.827.6400
Toll Free: 855.668.8722
Fax: 905.827.6402
canada.inquires@bio-techne.com

Bio-Techne Ltd

19 Barton Lane
Abingdon Science Park
Abingdon, OX14 3NB, United Kingdom
Phone: (44) (0) 1235 529449
Free Phone: 0800 37 34 15
Fax: (44) (0) 1235 533420
info.EMEA@bio-techne.com

General Contact Information

www.novusbio.com
Technical Support: nb-technical@bio-techne.com
Orders: nb-customerservice@bio-techne.com
General: novus@novusbio.com

Products Related to NBP1-80094

HAF008	Goat anti-Rabbit IgG Secondary Antibody [HRP]
NB7160	Goat anti-Rabbit IgG (H+L) Secondary Antibody [HRP]
NBP2-24891	Rabbit IgG Isotype Control
H00006326-Q01-10ug	Recombinant Human SCN2A GST (N-Term) Protein

Limitations

This product is for research use only and is not approved for use in humans or in clinical diagnosis. Primary Antibodies are guaranteed for 1 year from date of receipt.

For more information on our 100% guarantee, please visit www.novusbio.com/guarantee

Earn gift cards/discounts by submitting a review: www.novusbio.com/reviews/submit/NBP1-80094

Earn gift cards/discounts by submitting a publication using this product:
www.novusbio.com/publications

