

# Product Datasheet

## SRPX2 Antibody - BSA Free

### NBP1-77370

Unit Size: 0.1 mg

Store at 4C.

[www.novusbio.com](http://www.novusbio.com)



[technical@novusbio.com](mailto:technical@novusbio.com)

#### Publications: 1

Protocols, Publications, Related Products, Reviews, Research Tools and Images at:  
[www.novusbio.com/NBP1-77370](http://www.novusbio.com/NBP1-77370)

Updated 10/13/2025 v.20.1

Earn rewards for product  
reviews and publications.

Submit a publication at [www.novusbio.com/publications](http://www.novusbio.com/publications)

Submit a review at [www.novusbio.com/reviews/destination/NBP1-77370](http://www.novusbio.com/reviews/destination/NBP1-77370)



**NBP1-77370**

SRPX2 Antibody - BSA Free

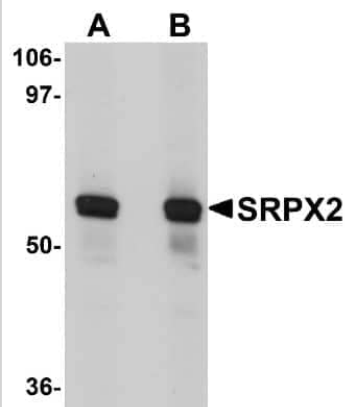
Product Information	
Unit Size	0.1 mg
Concentration	1 mg/ml
Storage	Store at 4C.
Clonality	Polyclonal
Preservative	0.02% Sodium Azide
Isotype	IgG
Purity	Peptide affinity purified
Buffer	PBS

Product Description	
Description	Novus Biologicals Rabbit SRPX2 Antibody - BSA Free (NBP1-77370) is a polyclonal antibody validated for use in IHC, WB, ELISA and ICC/IF. Anti-SRPX2 Antibody: Cited in 1 publication. All Novus Biologicals antibodies are covered by our 100% guarantee.
Host	Rabbit
Gene ID	27286
Gene Symbol	SRPX2
Species	Human, Mouse, Rat
Immunogen	Antibody was raised against a 16 amino acid synthetic peptide from near the amino terminus of human SRPX2. The immunogen is located within the first 50 amino acids of SRPX2. Amino Acid Sequence: SGYYPDESYNEVYAE

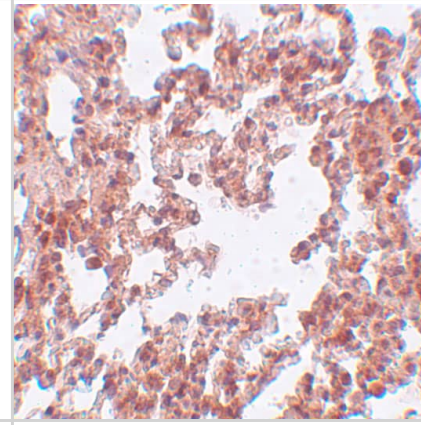
Product Application Details	
Applications	Western Blot, Immunohistochemistry-Paraffin, ELISA, Immunocytochemistry/Immunofluorescence, Immunohistochemistry
Recommended Dilutions	Western Blot 1-2 ug/ml, ELISA 1:100-1:2000, Immunohistochemistry 5 ug/ml, Immunocytochemistry/ Immunofluorescence 20 ug/ml, Immunohistochemistry-Paraffin 5 ug/ml

**Images**

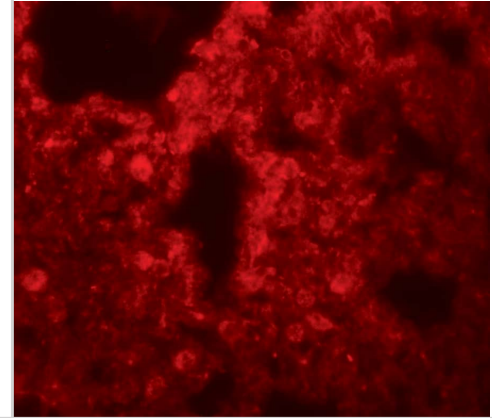
Western Blot: SRPX2 Antibody [NBP1-77370] - Human lung tissue lysate with SRPX2 antibody at (A) 1 and (B) 2 ug/mL.



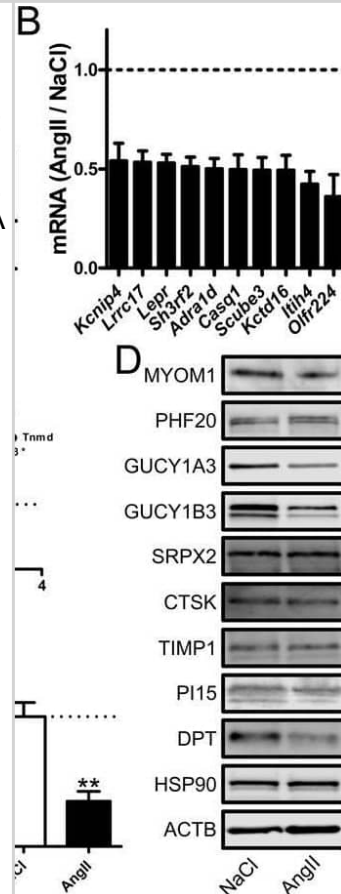
Immunohistochemistry: SRPX2 Antibody - BSA Free [NBP1-77370] - Immunohistochemistry of SRPX2 in rat lung tissue with SRPX2 antibody at 5 ug/mL.



Immunocytochemistry/ Immunofluorescence: SRPX2 Antibody - BSA Free [NBP1-77370] - Immunofluorescence of SRPX2 in human lung tissue with SRPX2 antibody at 20 ug/mL.



Differentially expressed mRNAs in the hypertensive aorta as determined by microarray analysis. To identify differentially expressed genes in the hypertensive arterial wall, we isolated the aorta from vehicle (physiological saline or NaCl, n = 7, mean arterial blood pressure (MAP): 103 +/- 11 mmHg) and angiotensin II (AngII)-treated mice (n = 8, MAP: 186 +/- 6 mmHg) and subjected the isolated RNA to microarray analysis. 235 genes were differentially expressed (SAM analysis, Q = 0). Panels A and B show the ten most upregulated and the ten most repressed mRNAs, respectively. All loading controls used herein for western blotting changed less than 10%, and non-significantly (Hsp90: q = 11; Gapdh: q = 51; Actb: q = 35), in the array experiment. 14 genes were chosen for confirmation by RT-qPCR in a material that included the original samples plus four samples in each group that were not included in the array experiment. Six of the mRNA changes, including those for Gucy1a3 and Gucy1b3 could be confirmed (\*P < 0.05, \*\*P < 0.01, P < 0.001). In panel C the fold change in the qRT-PCR experiment is plotted versus the fold change in the array experiment. A highly significant correlation (Spearman method, P < 0.0001) was seen. Western blotting was done in (D) using aortic protein lysates (n = 6/group) to assess changes for a selection of the genes in (C). To allow for detection of multiple targets, membranes were cut horizontally above and below the known molecular weights and hence full lane blots are not available. Panels E and F show summarized data at the protein level for the subunits (GUCY1A3, GUCY1B3) of the soluble guanylyl cyclase (sGC). Image collected and cropped by CiteAb from the following open publication (<https://pubmed.ncbi.nlm.nih.gov/28465505>), licensed under a CC-BY license. Not internally tested by Novus Biologicals.



## Publications

Rippe C, Zhu B, Krawczyk KK et al. Hypertension reduces soluble guanylyl cyclase expression in the mouse aorta via the Notch signaling pathway. Sci Rep 2017-05-02 [PMID: 28465505] (WB, Human)

### Details:

The anti-SRPX2 antibody NBP1-77370 from Novus was used to examine the effect of AngII and NaCl treatment on SPRX2 expression in mouse aortas





### **Novus Biologicals USA**

10730 E. Briarwood Avenue  
Centennial, CO 80112  
USA  
Phone: 303.730.1950  
Toll Free: 1.888.506.6887  
Fax: 303.730.1966  
nb-customerservice@bio-techne.com

### **Bio-Techne Canada**

21 Canmotor Ave  
Toronto, ON M8Z 4E6  
Canada  
Phone: 905.827.6400  
Toll Free: 855.668.8722  
Fax: 905.827.6402  
canada.inquires@bio-techne.com

### **Bio-Techne Ltd**

19 Barton Lane  
Abingdon Science Park  
Abingdon, OX14 3NB, United Kingdom  
Phone: (44) (0) 1235 529449  
Free Phone: 0800 37 34 15  
Fax: (44) (0) 1235 533420  
info.EMEA@bio-techne.com

### **General Contact Information**

www.novusbio.com  
Technical Support: nb-technical@bio-techne.com  
Orders: nb-customerservice@bio-techne.com  
General: novus@novusbio.com

### **Products Related to NBP1-77370**

---

NBP1-77370PEP	SRPX2 Antibody Blocking Peptide
NBP2-33376H	Blue Marker Antibody (6F4-F6) [HRP]
HAF008	Goat anti-Rabbit IgG Secondary Antibody [HRP]
NB7160	Goat anti-Rabbit IgG (H+L) Secondary Antibody [HRP]
NBP2-24891	Rabbit IgG Isotype Control

---

### **Limitations**

This product is for research use only and is not approved for use in humans or in clinical diagnosis. Primary Antibodies are guaranteed for 1 year from date of receipt.

For more information on our 100% guarantee, please visit [www.novusbio.com/guarantee](http://www.novusbio.com/guarantee)

Earn gift cards/discounts by submitting a review: [www.novusbio.com/reviews/submit/NBP1-77370](http://www.novusbio.com/reviews/submit/NBP1-77370)

Earn gift cards/discounts by submitting a publication using this product:  
[www.novusbio.com/publications](http://www.novusbio.com/publications)

