

# Product Datasheet

## FAM120A Antibody - BSA Free NBP1-77367

Unit Size: 0.1 mg

Store at 4C short term. Aliquot and store at -20C long term. Avoid freeze-thaw cycles.

[www.novusbio.com](http://www.novusbio.com)



[technical@novusbio.com](mailto:technical@novusbio.com)

Protocols, Publications, Related Products, Reviews, Research Tools and Images at:  
[www.novusbio.com/NBP1-77367](http://www.novusbio.com/NBP1-77367)

Updated 9/9/2025 v.20.1

Earn rewards for product  
reviews and publications.

Submit a publication at [www.novusbio.com/publications](http://www.novusbio.com/publications)

Submit a review at [www.novusbio.com/reviews/destination/NBP1-77367](http://www.novusbio.com/reviews/destination/NBP1-77367)



**NBP1-77367**

FAM120A Antibody - BSA Free

| Product Information |  |
|---------------------|--|
| Unit Size           | 0.1 mg   |
| Concentration       | 1 mg/ml  |
| Storage             | Store at 4C short term. Aliquot and store at -20C long term. Avoid freeze-thaw cycles. |
| Clonality           | Polyclonal   |
| Preservative        | 0.02% Sodium Azide   |
| Isotype             | IgG  |
| Purity              | Peptide affinity purified  |
| Buffer              | PBS  |

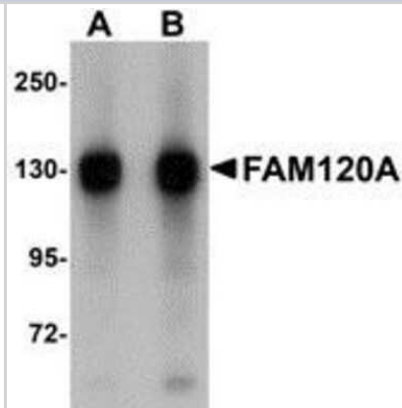
| Product Description     |   |
|-------------------------|---|
| Description             | Novus Biologicals Rabbit FAM120A Antibody - BSA Free (NBP1-77367) is a polyclonal antibody validated for use in IHC, WB, ELISA and ICC/IF. All Novus Biologicals antibodies are covered by our 100% guarantee.  |
| Host                    | Rabbit  |
| Gene ID                 | 23196   |
| Gene Symbol             | FAM120A   |
| Species                 | Human, Mouse, Rat   |
| Specificity/Sensitivity | This antibody will not cross-react with FAM120B / PGCC1.  |
| Immunogen               | Antibody was raised against an 18 amino acid synthetic peptide from near the center of human FAM120A. The immunogen is located within amino acids 610 - 660 of FAM120A. Amino Acid Sequence: SRKKTERLAFRKNRLPPE |

| Product Application Details |   |
|-----------------------------|---|
| Applications                | Western Blot, Immunohistochemistry-Paraffin, ELISA, Immunocytochemistry/Immunofluorescence, Immunohistochemistry  |
| Recommended Dilutions       | Western Blot 0.5-1 ug/ml, ELISA 1:100-1:2000, Immunohistochemistry 2.5 ug/ml, Immunocytochemistry/ Immunofluorescence 20 ug/ml, Immunohistochemistry-Paraffin 2.5 ug/ml |

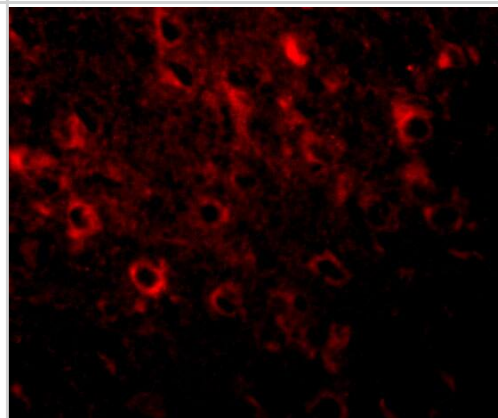


**Images**

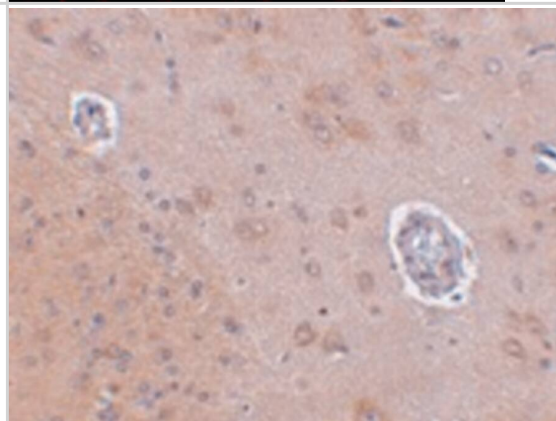
Western Blot: FAM120A Antibody [NBP1-77367] - SK-N-SH cell lysate with FAM120A antibody at (A) 0.5 and (B) 1 ug/ml.



Immunocytochemistry/ Immunofluorescence: FAM120A Antibody - BSA Free [NBP1-77367] - Immunofluorescence of FAM120A in Rat Brain cells with FAM120A antibody at 20 u/mL.



Immunohistochemistry: FAM120A Antibody - BSA Free [NBP1-77367] - Immunohistochemistry of FAM120A in rat brain tissue with FAM120A antibody at 2.5 ug/mL.





### **Novus Biologicals USA**

10730 E. Briarwood Avenue  
Centennial, CO 80112  
USA  
Phone: 303.730.1950  
Toll Free: 1.888.506.6887  
Fax: 303.730.1966  
nb-customerservice@bio-techne.com

### **Bio-Techne Canada**

21 Canmotor Ave  
Toronto, ON M8Z 4E6  
Canada  
Phone: 905.827.6400  
Toll Free: 855.668.8722  
Fax: 905.827.6402  
canada.inquires@bio-techne.com

### **Bio-Techne Ltd**

19 Barton Lane  
Abingdon Science Park  
Abingdon, OX14 3NB, United Kingdom  
Phone: (44) (0) 1235 529449  
Free Phone: 0800 37 34 15  
Fax: (44) (0) 1235 533420  
info.EMEA@bio-techne.com

### **General Contact Information**

www.novusbio.com  
Technical Support: nb-technical@bio-techne.com  
Orders: nb-customerservice@bio-techne.com  
General: novus@novusbio.com

### **Products Related to NBP1-77367**

---

|               |   |
|---------------|---|
| NBP1-77367PEP | FAM120A Antibody Blocking Peptide                   |
| NBP2-33376H   | Blue Marker Antibody (6F4-F6) [HRP]                 |
| HAF008        | Goat anti-Rabbit IgG Secondary Antibody [HRP]       |
| NB7160        | Goat anti-Rabbit IgG (H+L) Secondary Antibody [HRP] |
| NBP2-24891    | Rabbit IgG Isotype Control                          |

---

### **Limitations**

This product is for research use only and is not approved for use in humans or in clinical diagnosis. Primary Antibodies are guaranteed for 1 year from date of receipt.

For more information on our 100% guarantee, please visit [www.novusbio.com/guarantee](http://www.novusbio.com/guarantee)

Earn gift cards/discounts by submitting a review: [www.novusbio.com/reviews/submit/NBP1-77367](http://www.novusbio.com/reviews/submit/NBP1-77367)

Earn gift cards/discounts by submitting a publication using this product:  
[www.novusbio.com/publications](http://www.novusbio.com/publications)

