

Product Datasheet

PIST Antibody - BSA Free NBP1-77242

Unit Size: 0.1 mg

Store at 4C short term. Aliquot and store at -20C long term. Avoid freeze-thaw cycles.

www.novusbio.com



technical@novusbio.com

Protocols, Publications, Related Products, Reviews, Research Tools and Images at:
www.novusbio.com/NBP1-77242

Updated 10/23/2024 v.20.1

Earn rewards for product
reviews and publications.

Submit a publication at www.novusbio.com/publications

Submit a review at www.novusbio.com/reviews/destination/NBP1-77242



NBP1-77242

PIST Antibody - BSA Free

Product Information

Unit Size	0.1 mg
Concentration	1 mg/ml
Storage	Store at 4C short term. Aliquot and store at -20C long term. Avoid freeze-thaw cycles.
Clonality	Polyclonal
Preservative	0.02% Sodium Azide
Isotype	IgG
Purity	Peptide affinity purified
Buffer	PBS

Product Description

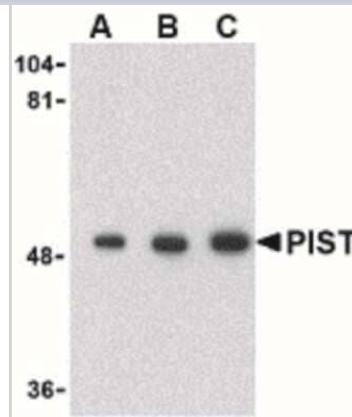
Host	Rabbit
Gene ID	57120
Gene Symbol	GOPC
Species	Human, Mouse, Rat
Immunogen	Antibody was raised against a 16 amino acid synthetic peptide from near the carboxy terminus of human PIST. The immunogen is located within amino acids 360 - 410 of PIST. Amino Acid Sequence: APEVDSDDENVEYEDE

Product Application Details

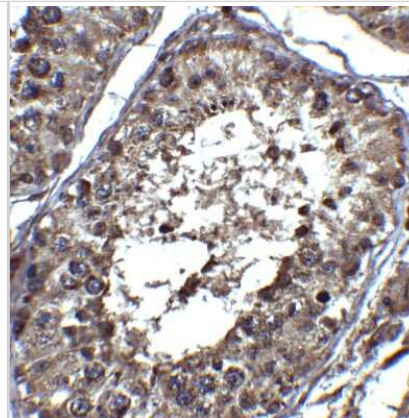
Applications	Western Blot, ELISA, Immunocytochemistry/ Immunofluorescence, Immunohistochemistry, Immunohistochemistry-Paraffin
Recommended Dilutions	Western Blot 1-4 ug/ml, ELISA 1:100-1:2000, Immunohistochemistry 2 ug/ml, Immunocytochemistry/ Immunofluorescence 10 ug/mL, Immunohistochemistry-Paraffin 2 ug/ml

Images

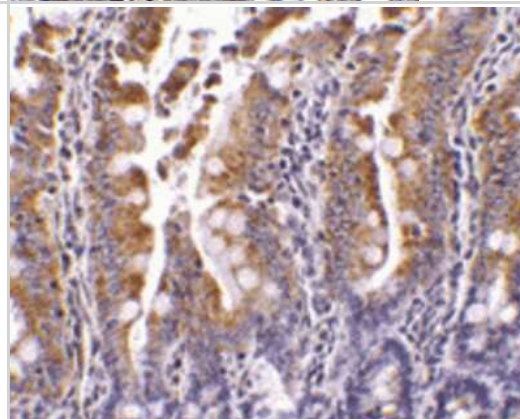
Western Blot: PIST Antibody [NBP1-77242] - Analysis in rat colon cell lysate with PIST antibody at (A) 1, (B) 2 and (C) 4 ug/mL.



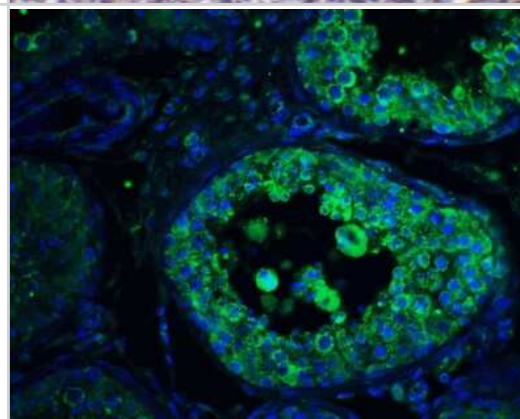
Immunohistochemistry: PIST Antibody [NBP1-77242] - Staining of PIST in human testis tissue with PIST antibody at 2 ug/ml.



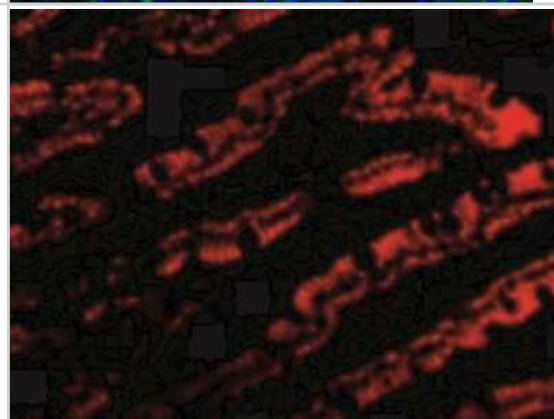
Immunohistochemistry-Paraffin: PIST Antibody [NBP1-77242] -
Immunohistochemistry of PIST in rat colon tissue with PIST antibody at 1 ug/mL.



Immunohistochemistry: PIST Antibody [NBP1-77242] - Staining of PIST in human testis tissue with PIST antibody at 20 ug/ml.



Immunocytochemistry/Immunofluorescence: PIST Antibody [NBP1-77242] - Immunofluorescence of PIST in Rat Colon cells with PIST antibody at 10 ug/mL.





Novus Biologicals USA

10730 E. Briarwood Avenue
Centennial, CO 80112
USA
Phone: 303.730.1950
Toll Free: 1.888.506.6887
Fax: 303.730.1966
nb-customerservice@bio-techne.com

Bio-Techne Canada

21 Canmotor Ave
Toronto, ON M8Z 4E6
Canada
Phone: 905.827.6400
Toll Free: 855.668.8722
Fax: 905.827.6402
canada.inquires@bio-techne.com

Bio-Techne Ltd

19 Barton Lane
Abingdon Science Park
Abingdon, OX14 3NB, United Kingdom
Phone: (44) (0) 1235 529449
Free Phone: 0800 37 34 15
Fax: (44) (0) 1235 533420
info.EMEA@bio-techne.com

General Contact Information

www.novusbio.com
Technical Support: nb-technical@bio-techne.com
Orders: nb-customerservice@bio-techne.com
General: novus@novusbio.com

Products Related to NBP1-77242

NBP1-77242PEP	PIST Antibody Blocking Peptide
HAF008	Goat anti-Rabbit IgG Secondary Antibody [HRP]
NB7160	Goat anti-Rabbit IgG (H+L) Secondary Antibody [HRP]
NBP2-24891	Rabbit IgG Isotype Control

Limitations

This product is for research use only and is not approved for use in humans or in clinical diagnosis. Primary Antibodies are guaranteed for 1 year from date of receipt.

For more information on our 100% guarantee, please visit www.novusbio.com/guarantee

Earn gift cards/discounts by submitting a review: www.novusbio.com/reviews/submit/NBP1-77242

Earn gift cards/discounts by submitting a publication using this product:
www.novusbio.com/publications

