

# Product Datasheet

## CMYA5 Antibody - BSA Free

### NBP1-77117

Unit Size: 0.1 mg

Store at 4C short term. Aliquot and store at -20C long term. Avoid freeze-thaw cycles.

[www.novusbio.com](http://www.novusbio.com)



[technical@novusbio.com](mailto:technical@novusbio.com)

Protocols, Publications, Related Products, Reviews, Research Tools and Images at:  
[www.novusbio.com/NBP1-77117](http://www.novusbio.com/NBP1-77117)

Updated 9/9/2025 v.20.1

Earn rewards for product  
reviews and publications.

Submit a publication at [www.novusbio.com/publications](http://www.novusbio.com/publications)

Submit a review at [www.novusbio.com/reviews/destination/NBP1-77117](http://www.novusbio.com/reviews/destination/NBP1-77117)



**NBP1-77117**

CMYA5 Antibody - BSA Free

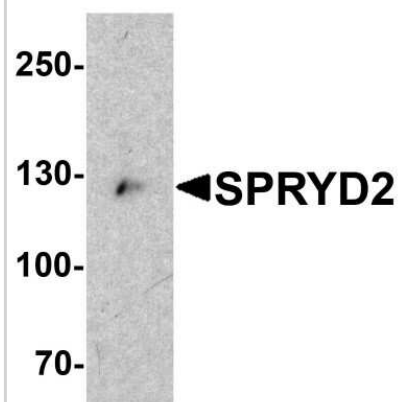
Product Information	
Unit Size	0.1 mg
Concentration	1 mg/ml
Storage	Store at 4C short term. Aliquot and store at -20C long term. Avoid freeze-thaw cycles.
Clonality	Polyclonal
Preservative	0.02% Sodium Azide
Isotype	IgG
Purity	Peptide affinity purified
Buffer	PBS

Product Description	
Description	Novus Biologicals Rabbit CMYA5 Antibody - BSA Free (NBP1-77117) is a polyclonal antibody validated for use in IHC, WB, ELISA and ICC/IF. All Novus Biologicals antibodies are covered by our 100% guarantee.
Host	Rabbit
Gene ID	202333
Gene Symbol	CMYA5
Species	Human, Mouse, Rat
Specificity/Sensitivity	SPRYD2 antibody is predicted to not cross-react with other SPRYD protein family members. At least four isoforms of SPRYD2 are known to exist.
Immunogen	Antibody was raised against an 18 amino acid synthetic peptide near the carboxy terminus of human SPRYD2. The immunogen is located within amino acids 3810 - 3860 of SPRYD2. Amino Acid Sequence: TIRWRPTTPEATETYTLE

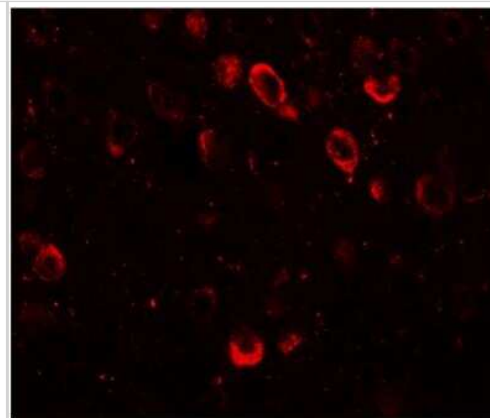
Product Application Details	
Applications	Western Blot, Immunohistochemistry-Paraffin, ELISA, Immunocytochemistry/Immunofluorescence, Immunohistochemistry
Recommended Dilutions	Western Blot 1-2 ug/ml, ELISA 1:100-1:2000, Immunohistochemistry 2.5 ug/mL, Immunocytochemistry/ Immunofluorescence 20 ug/ml, Immunohistochemistry-Paraffin 2.5 ug/ml

**Images**

Western Blot: CMYA5 Antibody [NBP1-77117] - Analysis in mouse heart tissue lysate with antibody at 1 ug/mL.



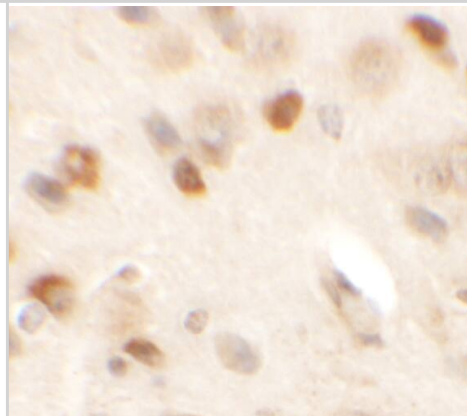
Immunohistochemistry: CMYA5 Antibody [NBP1-77117] - SPRYD2 in mouse brain tissue with SPRYD2 antibody at 20 ug/mL.



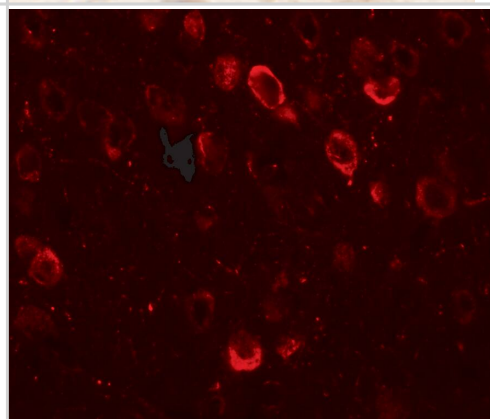
Immunohistochemistry: CMYA5 Antibody [NBP1-77117] - SPRYD2 in mouse brain tissue with SPRYD2 antibody at 2.5 ug/mL.



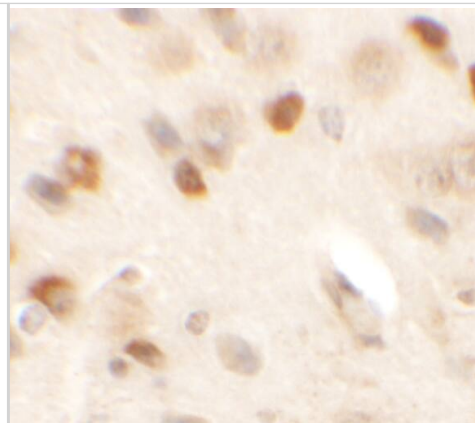
Immunohistochemistry: CMYA5 Antibody - BSA Free [NBP1-77117] - Immunohistochemistry of CMYA5 in mouse brain tissue with CMYA5 antibody at 2.5 u/mL.



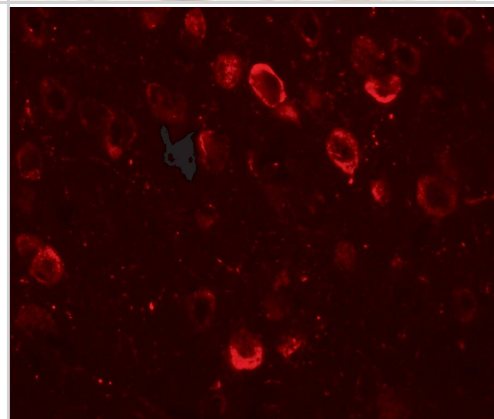
Immunocytochemistry/ Immunofluorescence: CMYA5 Antibody - BSA Free [NBP1-77117] - Immunofluorescence of CMYA5 in mouse brain tissue with CMYA5 antibody at 20 u/mL.



Immunohistochemistry: CMYA5 Antibody - BSA Free [NBP1-77117] - Immunohistochemistry of CMYA5 in mouse brain tissue with CMYA5 antibody at 2.5 u/mL.



Immunocytochemistry/ Immunofluorescence: CMYA5 Antibody - BSA Free [NBP1-77117] - Immunofluorescence of CMYA5 in mouse brain tissue with CMYA5 antibody at 20 u/mL.





### **Novus Biologicals USA**

10730 E. Briarwood Avenue  
Centennial, CO 80112  
USA  
Phone: 303.730.1950  
Toll Free: 1.888.506.6887  
Fax: 303.730.1966  
nb-customerservice@bio-techne.com

### **Bio-Techne Canada**

21 Canmotor Ave  
Toronto, ON M8Z 4E6  
Canada  
Phone: 905.827.6400  
Toll Free: 855.668.8722  
Fax: 905.827.6402  
canada.inquires@bio-techne.com

### **Bio-Techne Ltd**

19 Barton Lane  
Abingdon Science Park  
Abingdon, OX14 3NB, United Kingdom  
Phone: (44) (0) 1235 529449  
Free Phone: 0800 37 34 15  
Fax: (44) (0) 1235 533420  
info.EMEA@bio-techne.com

### **General Contact Information**

www.novusbio.com  
Technical Support: nb-technical@bio-techne.com  
Orders: nb-customerservice@bio-techne.com  
General: novus@novusbio.com

### **Products Related to NBP1-77117**

---

NBP1-77117PEP	CMYA5 Antibody Blocking Peptide
NBP2-33376H	Blue Marker Antibody (6F4-F6) [HRP]
HAF008	Goat anti-Rabbit IgG Secondary Antibody [HRP]
NB7160	Goat anti-Rabbit IgG (H+L) Secondary Antibody [HRP]
NBP2-24891	Rabbit IgG Isotype Control

---

### **Limitations**

This product is for research use only and is not approved for use in humans or in clinical diagnosis. Primary Antibodies are guaranteed for 1 year from date of receipt.

For more information on our 100% guarantee, please visit [www.novusbio.com/guarantee](http://www.novusbio.com/guarantee)

Earn gift cards/discounts by submitting a review: [www.novusbio.com/reviews/submit/NBP1-77117](http://www.novusbio.com/reviews/submit/NBP1-77117)

Earn gift cards/discounts by submitting a publication using this product:  
[www.novusbio.com/publications](http://www.novusbio.com/publications)

