

Product Datasheet

SCARA5 Antibody - BSA Free

NBP1-77050

Unit Size: 0.1 mg

Store at 4C short term. Aliquot and store at -20C long term. Avoid freeze-thaw cycles.

www.novusbio.com



technical@novusbio.com

Publications: 1

Protocols, Publications, Related Products, Reviews, Research Tools and Images at:
www.novusbio.com/NBP1-77050

Updated 10/23/2024 v.20.1

Earn rewards for product
reviews and publications.

Submit a publication at www.novusbio.com/publications

Submit a review at www.novusbio.com/reviews/destination/NBP1-77050



NBP1-77050

SCARA5 Antibody - BSA Free

Product Information

Unit Size	0.1 mg
Concentration	1 mg/ml
Storage	Store at 4C short term. Aliquot and store at -20C long term. Avoid freeze-thaw cycles.
Clonality	Polyclonal
Preservative	0.02% Sodium Azide
Isotype	IgG
Purity	Peptide affinity purified
Buffer	PBS
Target Molecular Weight	50 kDa

Product Description

Host	Rabbit
Gene ID	286133
Gene Symbol	SCARA5
Species	Human
Reactivity Notes	Immunogen displays the following percentage of sequence identity for non-tested species: Mouse (88%), Chicken (86%), Rat (80%)
Specificity/Sensitivity	At least four isoforms of SCARA5 are known to exist; this antibody will detect all four isoforms.
Immunogen	Antibody was raised against a 17 amino acid synthetic peptide near the carboxy terminus of human SCARA5. The immunogen is located within amino acids 350 - 400 of SCARA5. Amino Acid Sequence: KGDRGPKGEKGEKGDR

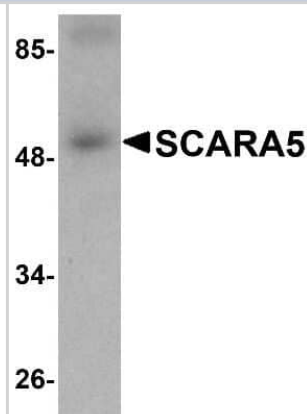
Product Application Details

Applications	Western Blot, ELISA, Immunocytochemistry/ Immunofluorescence, Immunohistochemistry, Immunohistochemistry-Paraffin
Recommended Dilutions	Western Blot 1 ug/ml, ELISA 1:100-1:2000, Immunohistochemistry, Immunocytochemistry/ Immunofluorescence 2.5-20 ug/ml, Immunohistochemistry-Paraffin
Application Notes	Use in IHC-P reported in scientific literature (PMID: 29461673).

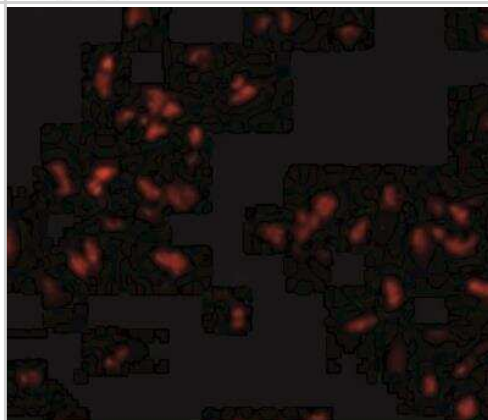


Images

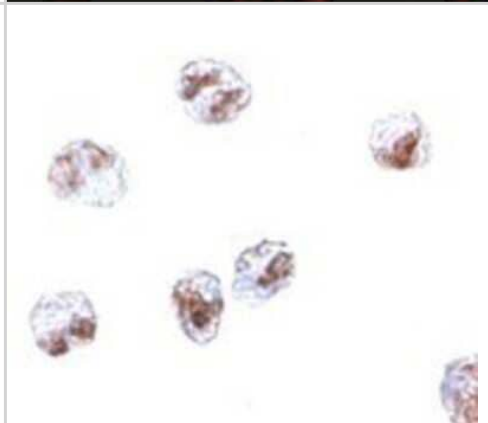
Western Blot: SCARA5 Antibody [NBP1-77050] - Human liver tissue lysate with SCARA5 antibody at 1 ug/mL.



Immunocytochemistry/Immunofluorescence: SCARA5 Antibody [NBP1-77050] - Immunofluorescence of SCARA5 in HepG2 cells with SCARA5 antibody at 20 ug/mL.



Immunocytochemistry/Immunofluorescence: SCARA5 Antibody [NBP1-77050] - HepG2 cells with SCARA5 antibody at 2.5 ug/mL.



Publications

Cipolla E, Fisher AJ, Gu H, Zhong LP et al. IL-17A deficiency mitigates bleomycin-induced complement activation during lung fibrosis. FASEB J. 2017-12-31 [PMID: 29461673] (IHC-P)

Details:

NOTE:- Dr Zhong (corresponding author) confirmed Novus Biologicals that the catalog number of SCARA5 antibody used in this publication is NBP1-77050. This SCARA5 antibody was used for IHC-P staining of paired samples of oral squamous cell carcinoma tissues (collected at Ninth People's Hospital, Shanghai Jiao Tong University School of Medicine). Sections were deparaffinized through heating the slides at 65 C for 2 hours and treatment with xylene, and the tissues were rehydrated with decreasing concentrations of ethanol. Rabbit polyclonal SCARA5 antibody was used at 1:500 dilution with 4C overnight incubation and then was visualized with DAB detection method via goat anti-rabbit secondary antibody. Positive expression grade and percentage scores were considered for evaluating SCARA5. The authors also used this SCARA5 antibody for WB analysis of 20-40ug lysates from clinical samples as well as from SCARA5 siRNA transfected HN13, HN30, and HIOEC cell lines.



Novus Biologicals USA

10730 E. Briarwood Avenue
Centennial, CO 80112
USA
Phone: 303.730.1950
Toll Free: 1.888.506.6887
Fax: 303.730.1966
nb-customerservice@bio-techne.com

Bio-Techne Canada

21 Canmotor Ave
Toronto, ON M8Z 4E6
Canada
Phone: 905.827.6400
Toll Free: 855.668.8722
Fax: 905.827.6402
canada.inquires@bio-techne.com

Bio-Techne Ltd

19 Barton Lane
Abingdon Science Park
Abingdon, OX14 3NB, United Kingdom
Phone: (44) (0) 1235 529449
Free Phone: 0800 37 34 15
Fax: (44) (0) 1235 533420
info.EMEA@bio-techne.com

General Contact Information

www.novusbio.com
Technical Support: nb-technical@bio-techne.com
Orders: nb-customerservice@bio-techne.com
General: novus@novusbio.com

Products Related to NBP1-77050

NBP1-77050PEP	SCARA5 Antibody Blocking Peptide
HAF008	Goat anti-Rabbit IgG Secondary Antibody [HRP]
NB7160	Goat anti-Rabbit IgG (H+L) Secondary Antibody [HRP]
NBP2-24891	Rabbit IgG Isotype Control

Limitations

This product is for research use only and is not approved for use in humans or in clinical diagnosis. Primary Antibodies are guaranteed for 1 year from date of receipt.

For more information on our 100% guarantee, please visit www.novusbio.com/guarantee

Earn gift cards/discounts by submitting a review: www.novusbio.com/reviews/submit/NBP1-77050

Earn gift cards/discounts by submitting a publication using this product:
www.novusbio.com/publications

