

Product Datasheet

Neurturin Antibody - BSA Free NBP1-77047

Unit Size: 0.1 mg

Store at 4C short term. Aliquot and store at -20C long term. Avoid freeze-thaw cycles.

www.novusbio.com



technical@novusbio.com

Publications: 1


Protocols, Publications, Related Products, Reviews, Research Tools and Images at:
www.novusbio.com/NBP1-77047

Updated 9/9/2025 v.20.1

Earn rewards for product
reviews and publications.

Submit a publication at www.novusbio.com/publications

Submit a review at www.novusbio.com/reviews/destination/NBP1-77047



NBP1-77047

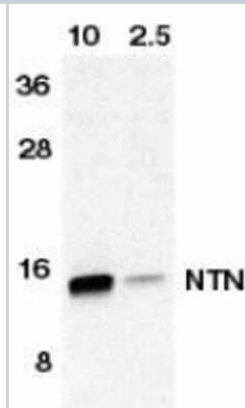
Neurturin Antibody - BSA Free

Product Information	
Unit Size	0.1 mg
Concentration	1 mg/ml
Storage	Store at 4C short term. Aliquot and store at -20C long term. Avoid freeze-thaw cycles.
Clonality	Polyclonal
Preservative	0.02% Sodium Azide
Isotype	IgG
Purity	Peptide affinity purified
Buffer	PBS
Target Molecular Weight	14 kDa
Product Description	
Description	Novus Biologicals Rabbit Neurturin Antibody - BSA Free (NBP1-77047) is a polyclonal antibody validated for use in IHC, WB, ELISA and ICC/IF. Anti-Neurturin Antibody: Cited in 1 publication. All Novus Biologicals antibodies are covered by our 100% guarantee.
Host	Rabbit
Gene ID	4902
Gene Symbol	NRTN
Species	Human, Mouse
Reactivity Notes	Immunogen displays the following percentage of sequence identity for non-tested species: Mouse (81%)
Immunogen	Antibody was raised against a 16 amino acid peptide near the carboxy terminus of human Neurturin. The immunogen is located within the last 50 amino acids of Neurturin. Amino Acid Sequence: DAHSRYHTVHELARE
Product Application Details	
Applications	Western Blot, Immunohistochemistry-Paraffin, ELISA, Immunocytochemistry/Immunofluorescence, Immunohistochemistry
Recommended Dilutions	Western Blot 1:100-1:2000, ELISA 1:100-1:2000, Immunohistochemistry 5 ug/ml, Immunocytochemistry/ Immunofluorescence 5 ug/ml, Immunohistochemistry-Paraffin 5 ug/ml
Application Notes	An approximate 14 kDa band of the full length recombinant Neurturin was detected in Western Blot.



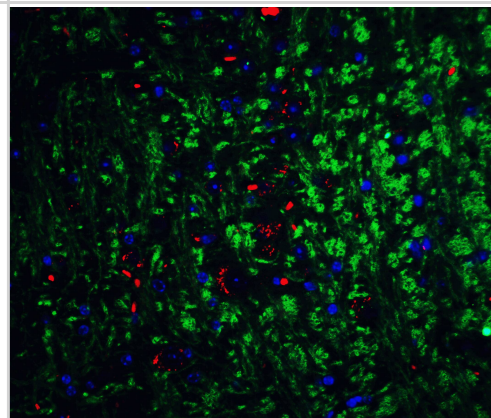
Images

Western Blot: Neurturin Antibody [NBP1-77047] - HeLa cell lysate containing 10 or 2.5 ng of full length recombinant NTN with neurturin antibody at 1:500.

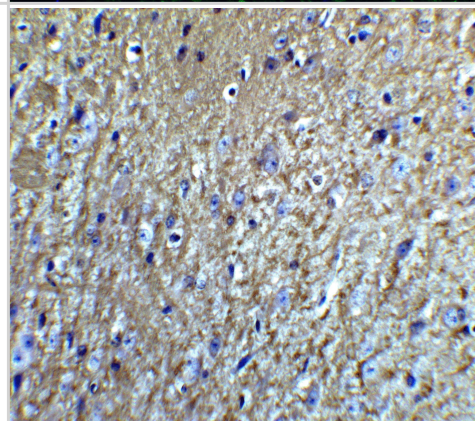


Immunocytochemistry/ Immunofluorescence: Neurturin Antibody - BSA Free [NBP1-77047] - Immunofluorescence of Neurturin in mouse brain tissue with Neurturin Antibody at 20 ug/mL.

Green: Neurturin Antibody
Red: Phylloidin staining
Blue: DAPI staining

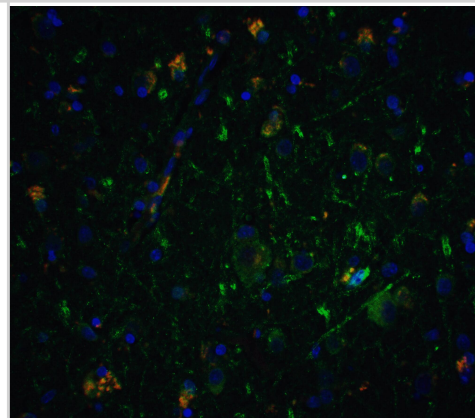


Immunohistochemistry: Neurturin Antibody - BSA Free [NBP1-77047] - Immunohistochemistry of Neurturin in mouse brain tissue with Neurturin Antibody at 5 ug/mL.

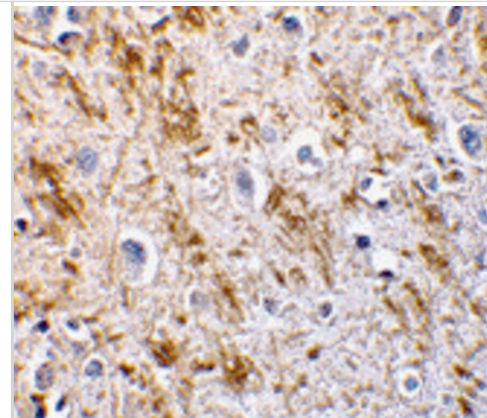


Immunocytochemistry/ Immunofluorescence: Neurturin Antibody - BSA Free [NBP1-77047] - Immunofluorescence of Neurturin in human brain tissue with Neurturin antibody at 5 ug/ml.

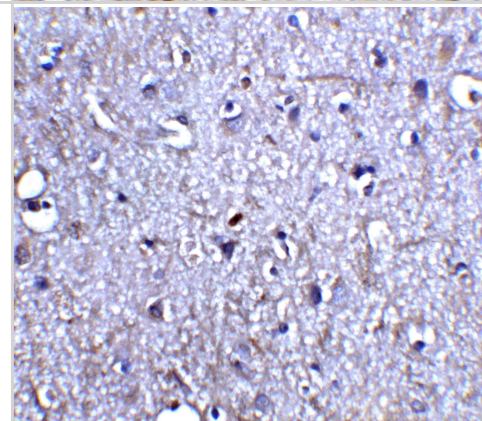
Green: Neurturin Antibody
Red: Phylloidin staining
Blue: DAPI staining



Immunohistochemistry: Neurturin Antibody - BSA Free [NBP1-77047] - Immunohistochemistry of neurturin in human brain tissue with neurturin antibody at 5 ug/mL.



Immunohistochemistry: Neurturin Antibody - BSA Free [NBP1-77047] - Immunohistochemistry of Neurturin in human brain tissue with Neurturin antibody at 5 ug/ml.



Publications

Jones MR, Jones J, Pandu P et Al. Neurturin GF Enhances the Acute Cytokine Response of Inflamed Skin J Invest Dermatol 2024-08-07 [PMID: 39122143]



Novus Biologicals USA

10730 E. Briarwood Avenue
Centennial, CO 80112
USA
Phone: 303.730.1950
Toll Free: 1.888.506.6887
Fax: 303.730.1966
nb-customerservice@bio-techne.com

Bio-Techne Canada

21 Canmotor Ave
Toronto, ON M8Z 4E6
Canada
Phone: 905.827.6400
Toll Free: 855.668.8722
Fax: 905.827.6402
canada.inquires@bio-techne.com

Bio-Techne Ltd

19 Barton Lane
Abingdon Science Park
Abingdon, OX14 3NB, United Kingdom
Phone: (44) (0) 1235 529449
Free Phone: 0800 37 34 15
Fax: (44) (0) 1235 533420
info.EMEA@bio-techne.com

General Contact Information

www.novusbio.com
Technical Support: nb-technical@bio-techne.com
Orders: nb-customerservice@bio-techne.com
General: novus@novusbio.com

Products Related to NBP1-77047

NBP1-77047PEP	Neurturin Antibody Blocking Peptide
HAF008	Goat anti-Rabbit IgG Secondary Antibody [HRP]
NB7160	Goat anti-Rabbit IgG (H+L) Secondary Antibody [HRP]
NBP2-24891	Rabbit IgG Isotype Control

Limitations

This product is for research use only and is not approved for use in humans or in clinical diagnosis. Primary Antibodies are guaranteed for 1 year from date of receipt.

For more information on our 100% guarantee, please visit www.novusbio.com/guarantee

Earn gift cards/discounts by submitting a review: www.novusbio.com/reviews/submit/NBP1-77047

Earn gift cards/discounts by submitting a publication using this product:
www.novusbio.com/publications

