

Product Datasheet

DNase II Antibody - BSA Free

NBP1-76971

Unit Size: 0.1 mg

Store at 4C short term. Aliquot and store at -20C long term. Avoid freeze-thaw cycles.

www.novusbio.com



technical@novusbio.com

Publications: 1

Protocols, Publications, Related Products, Reviews, Research Tools and Images at:
www.novusbio.com/NBP1-76971

Updated 10/23/2024 v.20.1

Earn rewards for product
reviews and publications.

Submit a publication at www.novusbio.com/publications

Submit a review at www.novusbio.com/reviews/destination/NBP1-76971



NBP1-76971

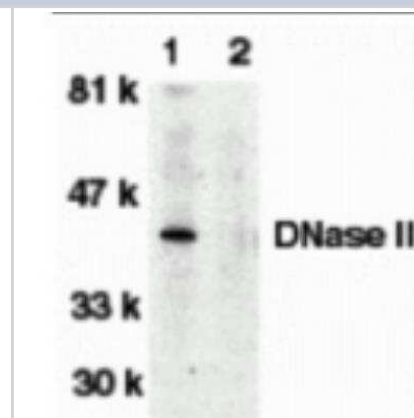
DNase II Antibody - BSA Free

Product Information	
Unit Size	0.1 mg
Concentration	1 mg/ml
Storage	Store at 4C short term. Aliquot and store at -20C long term. Avoid freeze-thaw cycles.
Clonality	Polyclonal
Preservative	0.02% Sodium Azide
Isotype	IgG
Purity	Peptide affinity purified
Buffer	PBS
Target Molecular Weight	~40 kDa
Product Description	
Host	Rabbit
Gene ID	1777
Gene Symbol	DNASE2
Species	Human
Immunogen	Antibody was raised against a 14 amino acid peptide near the carboxy terminus of human DNase II. The immunogen is located within the last 50 amino acids of DNase II. Amino Acid Sequence: CNGMARKPSRAYKI
Product Application Details	
Applications	Western Blot, ELISA, Immunocytochemistry/ Immunofluorescence, Immunohistochemistry, Immunohistochemistry-Paraffin
Recommended Dilutions	Western Blot 0.5 ug/ml, ELISA 1:100-1:2000, Immunohistochemistry 5 ug/ml, Immunocytochemistry/ Immunofluorescence 5 ug/ml, Immunohistochemistry-Paraffin 5 ug/ml
Application Notes	An approximate 40 kDa band can be detected, which represents the pro-enzyme of DNase II.

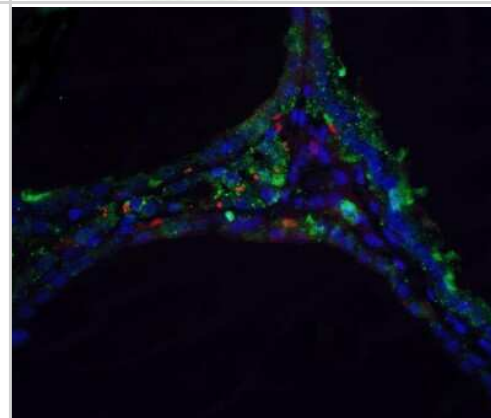


Images

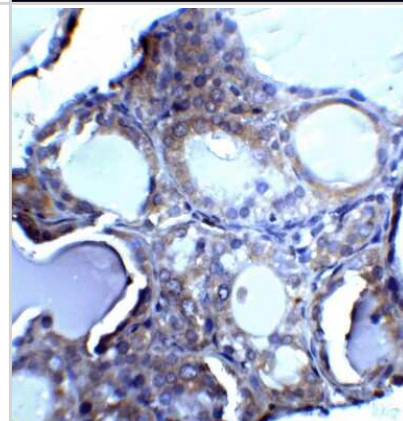
Western Blot: DNase II Antibody [NBP1-76971] - Human spleen tissue lysate in the absence (lane 1) or presence (lane 2) of blocking peptide with DNase antibody II at 1:500 dilution.



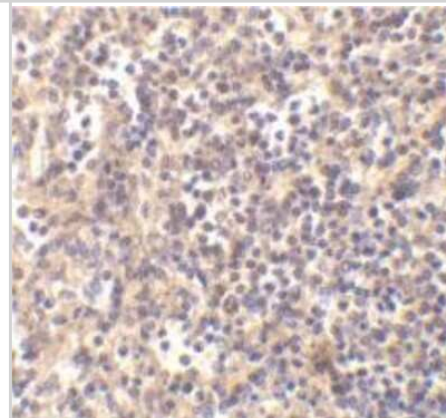
Immunocytochemistry/Immunofluorescence: DNase II Antibody [NBP1-76971] - Staining of DNase II in human spleen tissue with DNase II antibody at 5 ug/ml.



Immunohistochemistry: DNase II Antibody [NBP1-76971] - Staining of DNase II in human spleen tissue with DNase II antibody at 5 ug/ml.



Immunohistochemistry-Paraffin: DNase II Antibody [NBP1-76971] - Human spleen tissue with DNase II antibody at 5 ug/ml.



Publications

Volcic M, Sparrer KMJ, Koepke L et al. Vpu modulates DNA repair to suppress innate sensing and hyper-integration of HIV-1 Nat Microbiol 2020-07-20 [PMID: 32690953] (WB, Human)



Novus Biologicals USA

10730 E. Briarwood Avenue
Centennial, CO 80112
USA
Phone: 303.730.1950
Toll Free: 1.888.506.6887
Fax: 303.730.1966
nb-customerservice@bio-techne.com

Bio-Techne Canada

21 Canmotor Ave
Toronto, ON M8Z 4E6
Canada
Phone: 905.827.6400
Toll Free: 855.668.8722
Fax: 905.827.6402
canada.inquires@bio-techne.com

Bio-Techne Ltd

19 Barton Lane
Abingdon Science Park
Abingdon, OX14 3NB, United Kingdom
Phone: (44) (0) 1235 529449
Free Phone: 0800 37 34 15
Fax: (44) (0) 1235 533420
info.EMEA@bio-techne.com

General Contact Information

www.novusbio.com
Technical Support: nb-technical@bio-techne.com
Orders: nb-customerservice@bio-techne.com
General: novus@novusbio.com

Products Related to NBP1-76971

NBP1-76971PEP	DNase II Antibody Blocking Peptide
HAF008	Goat anti-Rabbit IgG Secondary Antibody [HRP]
NB7160	Goat anti-Rabbit IgG (H+L) Secondary Antibody [HRP]
NBP2-24891	Rabbit IgG Isotype Control

Limitations

This product is for research use only and is not approved for use in humans or in clinical diagnosis. Primary Antibodies are guaranteed for 1 year from date of receipt.

For more information on our 100% guarantee, please visit www.novusbio.com/guarantee

Earn gift cards/discounts by submitting a review: www.novusbio.com/reviews/submit/NBP1-76971

Earn gift cards/discounts by submitting a publication using this product:
www.novusbio.com/publications

