

Product Datasheet

ASAH1 Antibody - BSA Free

NBP1-76933

Unit Size: 0.1 mg

Store at 4C short term. Aliquot and store at -20C long term. Avoid freeze-thaw cycles.

www.novusbio.com



technical@novusbio.com

Protocols, Publications, Related Products, Reviews, Research Tools and Images at:
www.novusbio.com/NBP1-76933

Updated 10/23/2024 v.20.1

Earn rewards for product
reviews and publications.

Submit a publication at www.novusbio.com/publications

Submit a review at www.novusbio.com/reviews/destination/NBP1-76933



NBP1-76933

ASAH1 Antibody - BSA Free

Product Information

Unit Size	0.1 mg
Concentration	1 mg/ml
Storage	Store at 4C short term. Aliquot and store at -20C long term. Avoid freeze-thaw cycles.
Clonality	Polyclonal
Preservative	0.02% Sodium Azide
Isotype	IgG
Purity	Peptide affinity purified
Buffer	PBS
Target Molecular Weight	49 kDa

Product Description

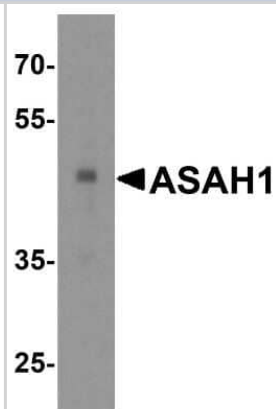
Host	Rabbit
Gene ID	427
Gene Symbol	ASAH1
Species	Human, Mouse, Rat
Reactivity Notes	Immunogen displays the following percentage of sequence identity for non-tested species: Bovine: (88%)
Specificity/Sensitivity	Multiple isoforms of ASAH1 are known to exist.
Immunogen	Antibody was raised against a 16 amino acid synthetic peptide near the carboxy terminus of the human ASAH1. The immunogen is located within amino acids 240 - 290 of ASAH1. Amino Acid Sequence: LENSTSYEEAKNLLTK

Product Application Details

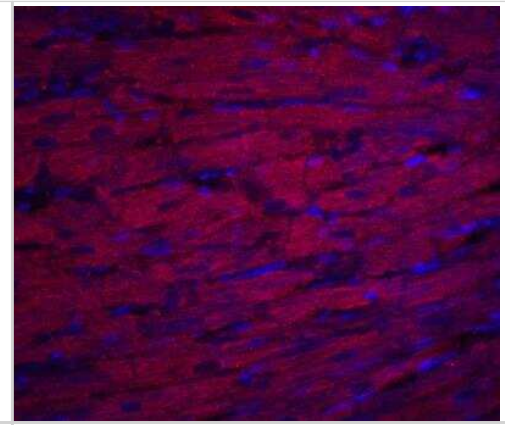
Applications	Western Blot, ELISA, Immunocytochemistry/ Immunofluorescence, Immunohistochemistry, Immunohistochemistry-Paraffin
Recommended Dilutions	Western Blot 1 -2 ug/ml, ELISA 1:100-1:2000, Immunohistochemistry 2.5 ug/ml, Immunocytochemistry/ Immunofluorescence 20 ug/mL, Immunohistochemistry-Paraffin 2.5 ug/ml

Images

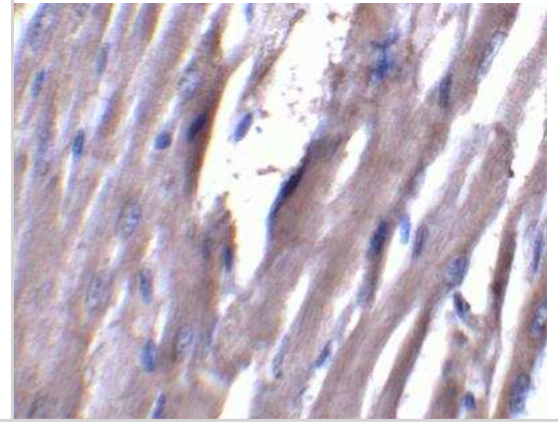
Western Blot: ASAH1 Antibody [NBP1-76933] - Analysis in human heart tissue lysate with antibody at 1 ug/mL.



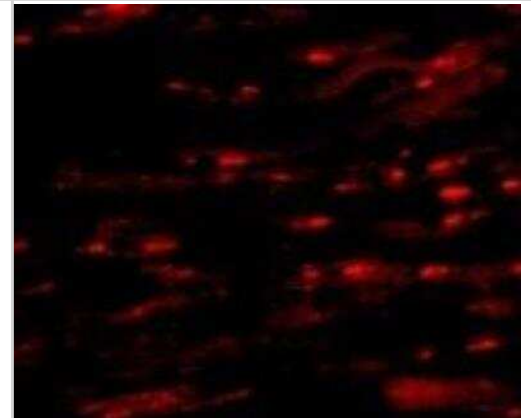
Immunocytochemistry/Immunofluorescence: ASAH1 Antibody [NBP1-76933] - Rat heart tissue with ASAH1 antibody at 5 ug/mL.



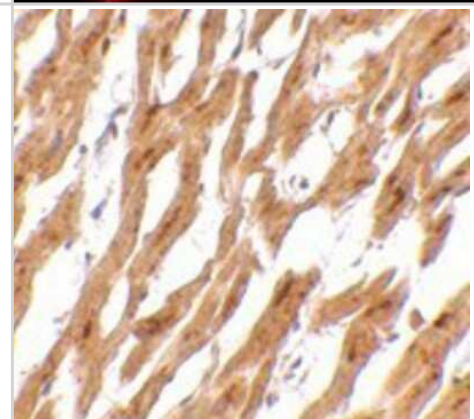
Immunohistochemistry-Paraffin: ASAH1 Antibody [NBP1-76933] - Rat heart tissue antibody 5 ug/ml.



Immunocytochemistry/Immunofluorescence: ASAH1 Antibody [NBP1-76933] - Human Heart cells



Immunohistochemistry-Paraffin: ASAH1 Antibody [NBP1-76933] - Human heart tissue with ASAH1 antibody at 2.5 ug/ml.





Novus Biologicals USA

10730 E. Briarwood Avenue
Centennial, CO 80112
USA
Phone: 303.730.1950
Toll Free: 1.888.506.6887
Fax: 303.730.1966
nb-customerservice@bio-techne.com

Bio-Techne Canada

21 Canmotor Ave
Toronto, ON M8Z 4E6
Canada
Phone: 905.827.6400
Toll Free: 855.668.8722
Fax: 905.827.6402
canada.inquires@bio-techne.com

Bio-Techne Ltd

19 Barton Lane
Abingdon Science Park
Abingdon, OX14 3NB, United Kingdom
Phone: (44) (0) 1235 529449
Free Phone: 0800 37 34 15
Fax: (44) (0) 1235 533420
info.EMEA@bio-techne.com

General Contact Information

www.novusbio.com
Technical Support: nb-technical@bio-techne.com
Orders: nb-customerservice@bio-techne.com
General: novus@novusbio.com

Products Related to NBP1-76933

NBP1-76933PEP	ASAH1 Antibody Blocking Peptide
HAF008	Goat anti-Rabbit IgG Secondary Antibody [HRP]
NB7160	Goat anti-Rabbit IgG (H+L) Secondary Antibody [HRP]
NBP2-24891	Rabbit IgG Isotype Control

Limitations

This product is for research use only and is not approved for use in humans or in clinical diagnosis. Primary Antibodies are guaranteed for 1 year from date of receipt.

For more information on our 100% guarantee, please visit www.novusbio.com/guarantee

Earn gift cards/discounts by submitting a review: www.novusbio.com/reviews/submit/NBP1-76933

Earn gift cards/discounts by submitting a publication using this product:
www.novusbio.com/publications

