

Product Datasheet

IL-1 RAcP/IL-1 R3 Antibody - BSA Free NBP1-76924

Unit Size: 0.1 mg

Store at 4C short term. Aliquot and store at -20C long term. Avoid freeze-thaw cycles.

www.novusbio.com



technical@novusbio.com

Protocols, Publications, Related Products, Reviews, Research Tools and Images at:
www.novusbio.com/NBP1-76924

Updated 10/23/2024 v.20.1

Earn rewards for product
reviews and publications.

Submit a publication at www.novusbio.com/publications

Submit a review at www.novusbio.com/reviews/destination/NBP1-76924



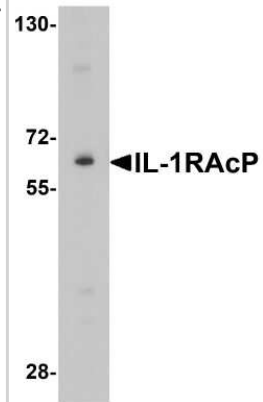
NBP1-76924

IL-1 RAcP/IL-1 R3 Antibody - BSA Free

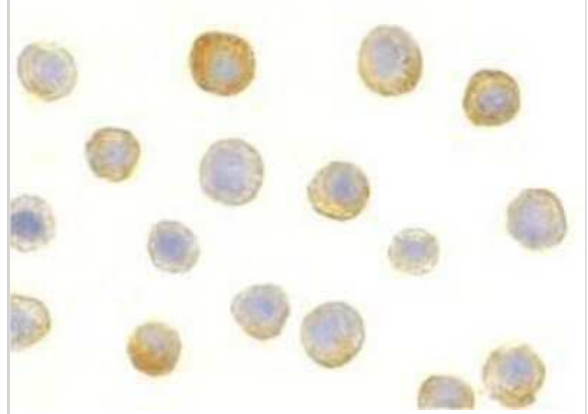
Product Information	
Unit Size	0.1 mg
Concentration	1 mg/ml
Storage	Store at 4C short term. Aliquot and store at -20C long term. Avoid freeze-thaw cycles.
Clonality	Polyclonal
Preservative	0.02% Sodium Azide
Isotype	IgG
Purity	Peptide affinity purified
Buffer	PBS
Target Molecular Weight	63 kDa
Product Description	
Host	Rabbit
Gene ID	3556
Gene Symbol	IL1RAP
Species	Human
Reactivity Notes	Immunogen displays the following percentage of sequence identity for non-tested species: Mouse (86%)
Specificity/Sensitivity	It has no cross activity to other member in the IL-1 receptor family.
Immunogen	Antibody was raised against a peptide corresponding to 22 amino acids near the carboxy terminus of human IL-1RAcP. The immunogen is located within the last 50 amino acids of IL-1RAcP. Amino Acid Sequence: KKSPRRSSSDEQGLSYSSLKNV
Product Application Details	
Applications	Western Blot, ELISA, Immunocytochemistry/ Immunofluorescence
Recommended Dilutions	Western Blot 1 ug/ml, ELISA 1:100-1:2000, Immunocytochemistry/ Immunofluorescence 5 ug/ml

Images

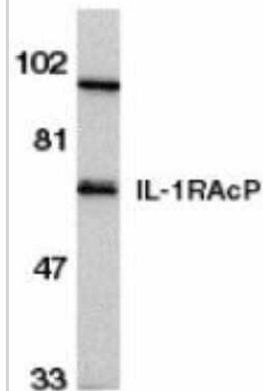
Western Blot: IL-1 RAcP/IL-1 R3 Antibody [NBP1-76924] - Analysis of IL-1RAcP expression in K562 cell lysate with IL-1RAcP antibody at 1 ug/ml.



Immunocytochemistry/Immunofluorescence: IL-1 RAcP/IL-1 R3 Antibody [NBP1-76924] - HeLa cells with IL1RAP antibody at 5 ug/ml.



Western Blot: IL-1 RAcP/IL-1 R3 Antibody [NBP1-76924] - HeLa whole cell lysate with IL1RAP antibody at 1:500 dilution.





Novus Biologicals USA

10730 E. Briarwood Avenue
Centennial, CO 80112
USA
Phone: 303.730.1950
Toll Free: 1.888.506.6887
Fax: 303.730.1966
nb-customerservice@bio-techne.com

Bio-Techne Canada

21 Canmotor Ave
Toronto, ON M8Z 4E6
Canada
Phone: 905.827.6400
Toll Free: 855.668.8722
Fax: 905.827.6402
canada.inquires@bio-techne.com

Bio-Techne Ltd

19 Barton Lane
Abingdon Science Park
Abingdon, OX14 3NB, United Kingdom
Phone: (44) (0) 1235 529449
Free Phone: 0800 37 34 15
Fax: (44) (0) 1235 533420
info.EMEA@bio-techne.com

General Contact Information

www.novusbio.com
Technical Support: nb-technical@bio-techne.com
Orders: nb-customerservice@bio-techne.com
General: novus@novusbio.com

Products Related to NBP1-76924

NBP1-76924PEP	IL-1 RAcP/IL-1 R3 Antibody Blocking Peptide
HAF008	Goat anti-Rabbit IgG Secondary Antibody [HRP]
NB7160	Goat anti-Rabbit IgG (H+L) Secondary Antibody [HRP]
NBP2-24891	Rabbit IgG Isotype Control

Limitations

This product is for research use only and is not approved for use in humans or in clinical diagnosis. Primary Antibodies are guaranteed for 1 year from date of receipt.

For more information on our 100% guarantee, please visit www.novusbio.com/guarantee

Earn gift cards/discounts by submitting a review: www.novusbio.com/reviews/submit/NBP1-76924

Earn gift cards/discounts by submitting a publication using this product:
www.novusbio.com/publications

