

# Product Datasheet

## MICA Antibody - BSA Free NBP1-76805

Unit Size: 0.1 mg

Store at 4C short term. Aliquot and store at -20C long term. Avoid freeze-thaw cycles.

[www.novusbio.com](http://www.novusbio.com)



[technical@novusbio.com](mailto:technical@novusbio.com)

Reviews: 1

Protocols, Publications, Related Products, Reviews, Research Tools and Images at:  
[www.novusbio.com/NBP1-76805](http://www.novusbio.com/NBP1-76805)

Updated 10/23/2024 v.20.1

Earn rewards for product  
reviews and publications.

Submit a publication at [www.novusbio.com/publications](http://www.novusbio.com/publications)

Submit a review at [www.novusbio.com/reviews/destination/NBP1-76805](http://www.novusbio.com/reviews/destination/NBP1-76805)



**NBP1-76805**

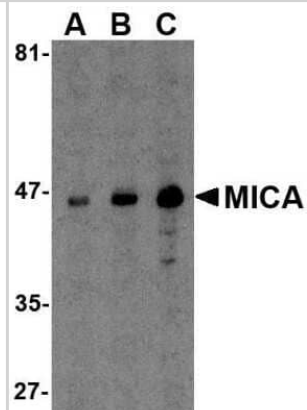
MICA Antibody - BSA Free

Product Information	
Unit Size	0.1 mg
Concentration	1 mg/ml
Storage	Store at 4C short term. Aliquot and store at -20C long term. Avoid freeze-thaw cycles.
Clonality	Polyclonal
Preservative	0.02% Sodium Azide
Isotype	IgG
Purity	Peptide affinity purified
Buffer	PBS
Target Molecular Weight	46 kDa
Product Description	
Host	Rabbit
Gene ID	100507436
Gene Symbol	MICA
Species	Human, Mouse
Immunogen	Antibody was raised against a 16 amino acid synthetic peptide from near the carboxy terminus of human MICA. The immunogen is located within the last 50 amino acids of MICA. Amino Acid Squence: QHPVGTSDHRDATQLG
Product Application Details	
Applications	Western Blot, ELISA, Immunocytochemistry/ Immunofluorescence, Immunohistochemistry, Immunohistochemistry-Paraffin
Recommended Dilutions	Western Blot 0.5-2 ug/ml, ELISA 1:100-1:2000, Immunohistochemistry 10 ug/ml, Immunocytochemistry/ Immunofluorescence 20 ug/mL, Immunohistochemistry-Paraffin 10 ug/ml
Application Notes	MICA antibody validated for ICC/IF from a verified customer review.

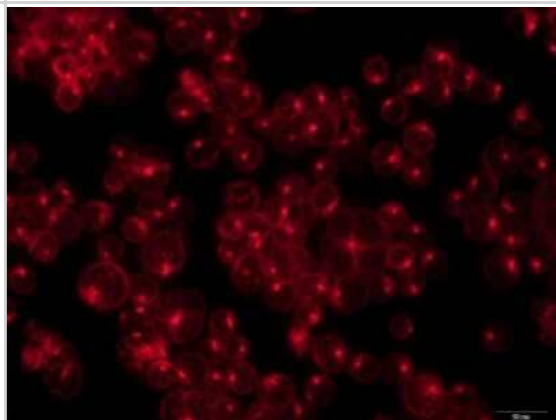


## Images

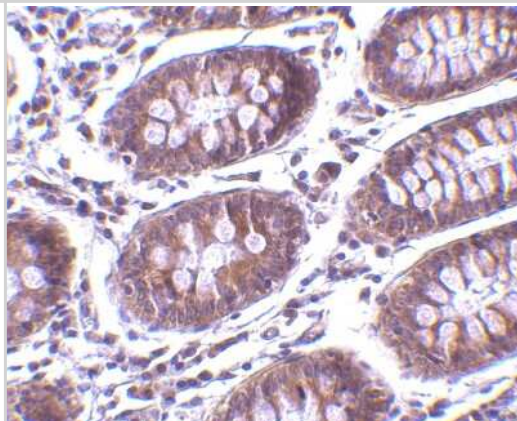
Western Blot: MICA Antibody [NBP1-76805] - A-20 cell lysate with MICA antibody at (A) 0.5, (B) 1 and (C) 2 ug/mL.



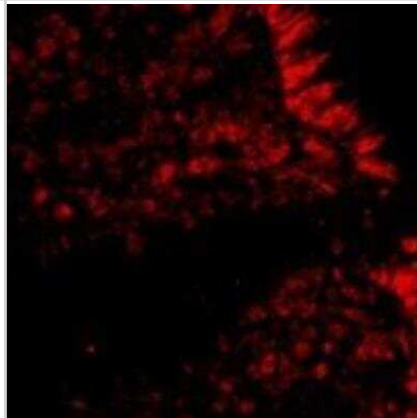
Immunocytochemistry/Immunofluorescence: MICA Antibody [NBP1-76805] - analysis of MICA in Jukat cells using anti-MICA antibody. Image from verified customer review.



Immunohistochemistry-Paraffin: MICA Antibody [NBP1-76805] - Human colon tissue with MICA antibody at 10 ug/ml.



Immunocytochemistry/Immunofluorescence: MICA Antibody [NBP1-76805] - in Human Colon cells with MICA





### **Novus Biologicals USA**

10730 E. Briarwood Avenue  
Centennial, CO 80112  
USA  
Phone: 303.730.1950  
Toll Free: 1.888.506.6887  
Fax: 303.730.1966  
nb-customerservice@bio-techne.com

### **Bio-Techne Canada**

21 Canmotor Ave  
Toronto, ON M8Z 4E6  
Canada  
Phone: 905.827.6400  
Toll Free: 855.668.8722  
Fax: 905.827.6402  
canada.inquires@bio-techne.com

### **Bio-Techne Ltd**

19 Barton Lane  
Abingdon Science Park  
Abingdon, OX14 3NB, United Kingdom  
Phone: (44) (0) 1235 529449  
Free Phone: 0800 37 34 15  
Fax: (44) (0) 1235 533420  
info.EMEA@bio-techne.com

### **General Contact Information**

www.novusbio.com  
Technical Support: nb-technical@bio-techne.com  
Orders: nb-customerservice@bio-techne.com  
General: novus@novusbio.com

### **Products Related to NBP1-76805**

---

NBP1-76805PEP	MICA Antibody Blocking Peptide
HAF008	Goat anti-Rabbit IgG Secondary Antibody [HRP]
NB7160	Goat anti-Rabbit IgG (H+L) Secondary Antibody [HRP]
NBP2-24891	Rabbit IgG Isotype Control

---

### **Limitations**

This product is for research use only and is not approved for use in humans or in clinical diagnosis. Primary Antibodies are guaranteed for 1 year from date of receipt.

For more information on our 100% guarantee, please visit [www.novusbio.com/guarantee](http://www.novusbio.com/guarantee)

Earn gift cards/discounts by submitting a review: [www.novusbio.com/reviews/submit/NBP1-76805](http://www.novusbio.com/reviews/submit/NBP1-76805)

Earn gift cards/discounts by submitting a publication using this product:  
[www.novusbio.com/publications](http://www.novusbio.com/publications)

