

Product Datasheet

PERP Antibody - BSA Free NBP1-76741

Unit Size: 0.1 mg

Store at 4C short term. Aliquot and store at -20C long term. Avoid freeze-thaw cycles.

www.novusbio.com



technical@novusbio.com

Protocols, Publications, Related Products, Reviews, Research Tools and Images at:
www.novusbio.com/NBP1-76741

Updated 9/9/2025 v.20.1

Earn rewards for product
reviews and publications.

Submit a publication at www.novusbio.com/publications

Submit a review at www.novusbio.com/reviews/destination/NBP1-76741



NBP1-76741

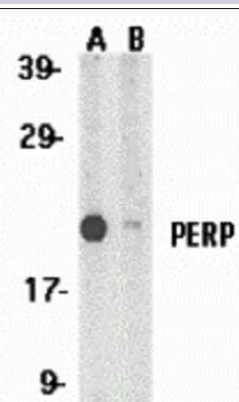
PERP Antibody - BSA Free

Product Information	
Unit Size	0.1 mg
Concentration	1 mg/ml
Storage	Store at 4C short term. Aliquot and store at -20C long term. Avoid freeze-thaw cycles.
Clonality	Polyclonal
Preservative	0.02% Sodium Azide
Isotype	IgG
Purity	Peptide affinity purified
Buffer	PBS
Target Molecular Weight	21 kDa
Product Description	
Description	Novus Biologicals Rabbit PERP Antibody - BSA Free (NBP1-76741) is a polyclonal antibody validated for use in WB, ELISA and ICC/IF. All Novus Biologicals antibodies are covered by our 100% guarantee.
Host	Rabbit
Gene ID	64065
Gene Symbol	PERP
Species	Human
Reactivity Notes	Immunogen displays the following percentage of sequence identity for non-tested species: Mouse (82%)
Specificity/Sensitivity	Human PERP has one isoform (193aa, 21kD). Mouse PERP has one isoform (193aa, 21.6kD) and Rat PERP also has one isoform (193aa, 21.6kD). NBP1-76741 can detect human, mouse and rat.
Immunogen	Antibody was raised against a peptide corresponding to 17 amino acids near the carboxy terminus of human PERP. The immunogen is located within the last 50 amino acids of PERP. Amino Acid Sequence: EDDLLGNAKPRYFYTSA
Product Application Details	
Applications	Western Blot, ELISA, Immunocytochemistry/ Immunofluorescence, Immunocytochemistry
Recommended Dilutions	Western Blot 1-2 ug/mL, ELISA 1:100-1:2000, Immunocytochemistry/ Immunofluorescence 10 ug/ml, Immunocytochemistry 10 ug/mL

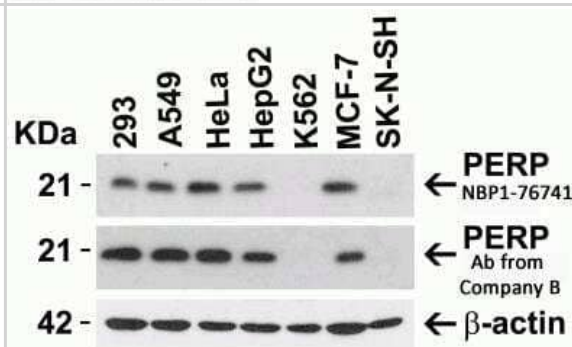


Images

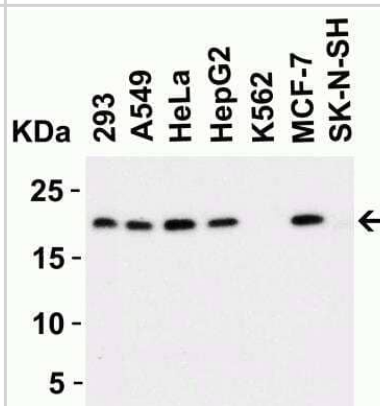
Western Blot: PERP Antibody [NBP1-76741] - Western Blot Validation in Human A431 whole cell lysates in the Absence (A) and Presence (B) of Blocking Peptide. Loading: 15 ug of lysates per lane. Antibodies: PERP NBP1-76741 (1 ug/mL), 1h incubation at RT in 5% NFDM/TBST. Secondary: Goat anti-rabbit IgG HRP conjugate at 1:10000 dilution.



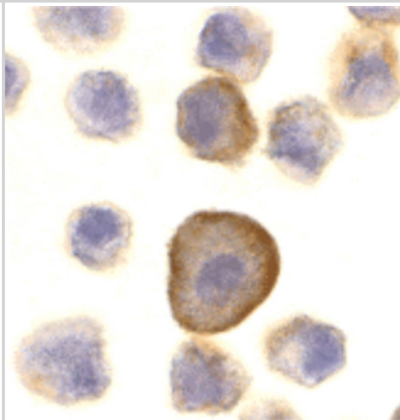
Western Blot: PERP Antibody [NBP1-76741] - Independent Antibody Validation via Protein Expression Profile in Human Cell Lines. Loading: 15 ug lysates per lane. Antibodies: PERP NBP1-76741 (1ug/ml), PERP antibody from Company B (2 ug/ml), beta-actin NBP1-76692 (1 ug/ml) and GAPDH (0.02 ug/ml), 1h incubation at RT in 5% NFDM/TBST. Secondary: Goat anti-rabbit IgG HRP conjugate at 1:10000 dilution.



Western Blot: PERP Antibody [NBP1-76741] - Western Blot Validation in Human Cell Lines. Loading: 15 ug of lysates per lane. Antibodies: PERP NBP1-76741 (1 ug/mL), 1h incubation at RT in 5% NFDM/TBST. Secondary: Goat anti-rabbit IgG HRP conjugate at 1:10000 dilution.



Immunocytochemistry/ Immunofluorescence: PERP Antibody - BSA Free [NBP1-76741] - Validation of PERP in A431 Cells. Immunocytochemical analysis of A431 cells using anti-PERP antibody at 10 ug/ml. Cells were fixed with formaldehyde and blocked with 10% serum for 1 h at RT; antigen retrieval was by heat mediation with a citrate buffer (pH6). Samples were incubated with primary antibody overnight at 4C. A goat anti-rabbit IgG H&L (HRP) at 1/250 was used as secondary. Counter stained with Hematoxylin.





Novus Biologicals USA

10730 E. Briarwood Avenue
Centennial, CO 80112
USA
Phone: 303.730.1950
Toll Free: 1.888.506.6887
Fax: 303.730.1966
nb-customerservice@bio-techne.com

Bio-Techne Canada

21 Canmotor Ave
Toronto, ON M8Z 4E6
Canada
Phone: 905.827.6400
Toll Free: 855.668.8722
Fax: 905.827.6402
canada.inquires@bio-techne.com

Bio-Techne Ltd

19 Barton Lane
Abingdon Science Park
Abingdon, OX14 3NB, United Kingdom
Phone: (44) (0) 1235 529449
Free Phone: 0800 37 34 15
Fax: (44) (0) 1235 533420
info.EMEA@bio-techne.com

General Contact Information

www.novusbio.com
Technical Support: nb-technical@bio-techne.com
Orders: nb-customerservice@bio-techne.com
General: novus@novusbio.com

Products Related to NBP1-76741

NBP1-76741PEP	PERP Antibody Blocking Peptide
HAF008	Goat anti-Rabbit IgG Secondary Antibody [HRP]
NB7160	Goat anti-Rabbit IgG (H+L) Secondary Antibody [HRP]
NBP2-24891	Rabbit IgG Isotype Control

Limitations

This product is for research use only and is not approved for use in humans or in clinical diagnosis. Primary Antibodies are guaranteed for 1 year from date of receipt.

For more information on our 100% guarantee, please visit www.novusbio.com/guarantee

Earn gift cards/discounts by submitting a review: www.novusbio.com/reviews/submit/NBP1-76741

Earn gift cards/discounts by submitting a publication using this product:
www.novusbio.com/publications

