

Product Datasheet

ATG7 Antibody - BSA Free NBP1-76649

Unit Size: 0.1 mg

Store at 4C short term. Aliquot and store at -20C long term. Avoid freeze-thaw cycles.

www.novusbio.com



technical@novusbio.com

Protocols, Publications, Related Products, Reviews, Research Tools and Images at:
www.novusbio.com/NBP1-76649

Updated 10/23/2024 v.20.1

Earn rewards for product
reviews and publications.

Submit a publication at www.novusbio.com/publications

Submit a review at www.novusbio.com/reviews/destination/NBP1-76649



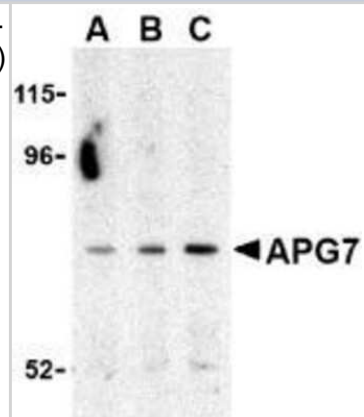
NBP1-76649

ATG7 Antibody - BSA Free

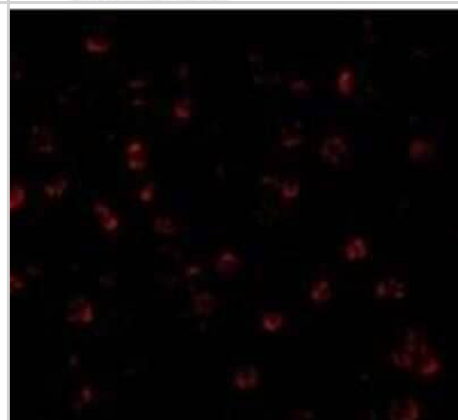
Product Information	
Unit Size	0.1 mg
Concentration	1 mg/ml
Storage	Store at 4C short term. Aliquot and store at -20C long term. Avoid freeze-thaw cycles.
Clonality	Polyclonal
Preservative	0.02% Sodium Azide
Isotype	IgG
Purity	Peptide affinity purified
Buffer	PBS
Target Molecular Weight	77 kDa
Product Description	
Host	Rabbit
Gene ID	10533
Gene Symbol	ATG7
Species	Human, Mouse
Specificity/Sensitivity	At least three isoforms of APG7 are known to exist; this antibody will detect all three isoforms. APG7 antibody is predicted not to cross-react with other ATG family proteins.
Immunogen	Antibody was raised against a 17 amino acid synthetic peptide from near the carboxy terminus of human APG7. The immunogen is located within amino acids 590 - 640 of APG7. Amino Acid Sequence: SDDRMNEPPTSLGLVPH
Product Application Details	
Applications	Western Blot, ELISA, Immunocytochemistry/ Immunofluorescence
Recommended Dilutions	Western Blot 0.5-2 ug/ml , ELISA 1:100-1:2000, Immunocytochemistry/ Immunofluorescence 10-20 ug/ml

Images

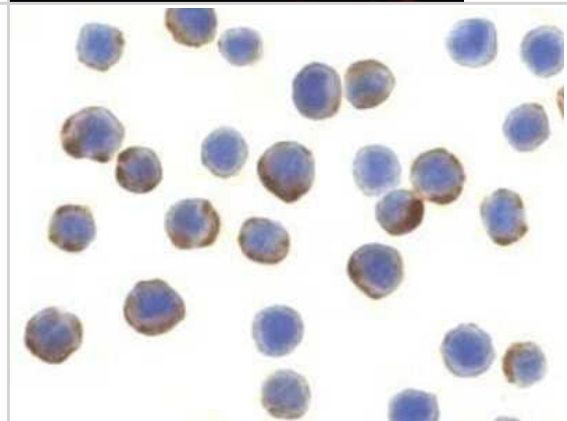
Western Blot: ATG7 Antibody [NBP1-76649] - Analysis of ATG7 in Caco-2 cell lysate with ATG7 antibody using IMG-5412 at (A) 0.5, (B) 1 and (C) 2 ug/ml.



Immunocytochemistry/Immunofluorescence: ATG7 Antibody [NBP1-76649] - MCF7 cells. Dilution 20 ug/mL.



Immunocytochemistry/Immunofluorescence: ATG7 Antibody [NBP1-76649] - MCF7 cells with APG7 antibody at 10 ug/ml.





Novus Biologicals USA

10730 E. Briarwood Avenue
Centennial, CO 80112
USA
Phone: 303.730.1950
Toll Free: 1.888.506.6887
Fax: 303.730.1966
nb-customerservice@bio-techne.com

Bio-Techne Canada

21 Canmotor Ave
Toronto, ON M8Z 4E6
Canada
Phone: 905.827.6400
Toll Free: 855.668.8722
Fax: 905.827.6402
canada.inquires@bio-techne.com

Bio-Techne Ltd

19 Barton Lane
Abingdon Science Park
Abingdon, OX14 3NB, United Kingdom
Phone: (44) (0) 1235 529449
Free Phone: 0800 37 34 15
Fax: (44) (0) 1235 533420
info.EMEA@bio-techne.com

General Contact Information

www.novusbio.com
Technical Support: nb-technical@bio-techne.com
Orders: nb-customerservice@bio-techne.com
General: novus@novusbio.com

Products Related to NBP1-76649

NBP1-76649PEP	ATG7 Antibody Blocking Peptide
HAF008	Goat anti-Rabbit IgG Secondary Antibody [HRP]
NB7160	Goat anti-Rabbit IgG (H+L) Secondary Antibody [HRP]
NBP2-24891	Rabbit IgG Isotype Control

Limitations

This product is for research use only and is not approved for use in humans or in clinical diagnosis. Primary Antibodies are guaranteed for 1 year from date of receipt.

For more information on our 100% guarantee, please visit www.novusbio.com/guarantee

Earn gift cards/discounts by submitting a review: www.novusbio.com/reviews/submit/NBP1-76649

Earn gift cards/discounts by submitting a publication using this product:
www.novusbio.com/publications

