

# Product Datasheet

## GRG (Groucho homolog) Antibody - BSA Free NBP1-76645

Unit Size: 0.1 mg

Store at 4C short term. Aliquot and store at -20C long term. Avoid freeze-thaw cycles.

[www.novusbio.com](http://www.novusbio.com)



[technical@novusbio.com](mailto:technical@novusbio.com)

### Publications: 3

Protocols, Publications, Related Products, Reviews, Research Tools and Images at:  
[www.novusbio.com/NBP1-76645](http://www.novusbio.com/NBP1-76645)

Updated 10/23/2025 v.20.1

Earn rewards for product  
reviews and publications.

Submit a publication at [www.novusbio.com/publications](http://www.novusbio.com/publications)

Submit a review at [www.novusbio.com/reviews/destination/NBP1-76645](http://www.novusbio.com/reviews/destination/NBP1-76645)



**NBP1-76645**

GRG (Groucho homolog) Antibody - BSA Free

Product Information	
Unit Size	0.1 mg
Concentration	1 mg/ml
Storage	Store at 4C short term. Aliquot and store at -20C long term. Avoid freeze-thaw cycles.
Clonality	Polyclonal
Preservative	0.02% Sodium Azide
Isotype	IgG
Purity	Peptide affinity purified
Buffer	PBS

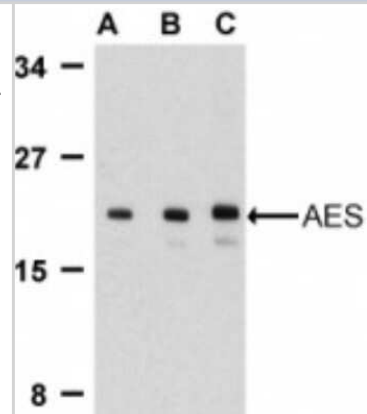
Product Description	
Description	Novus Biologicals Rabbit GRG (Groucho homolog) Antibody - BSA Free (NBP1-76645) is a polyclonal antibody validated for use in WB, ELISA and ICC/IF. Anti-GRG (Groucho homolog) Antibody: Cited in 3 publications. All Novus Biologicals antibodies are covered by our 100% guarantee.
Host	Rabbit
Gene ID	166
Gene Symbol	TLE5
Species	Human, Mouse, Rat
Immunogen	Antibody was raised against a 16 amino acid synthetic peptide from near the carboxy terminus of human AES. The immunogen is located within the last 50 amino acids of AES. Amino Acid Sequence: GHDGDTHQEDDGEKSD

Product Application Details	
Applications	Western Blot, ELISA, Immunocytochemistry/ Immunofluorescence
Recommended Dilutions	Western Blot 1-4 ug/ml, ELISA 1:100-1:2000, Immunocytochemistry/ Immunofluorescence 10-20 ug/ml

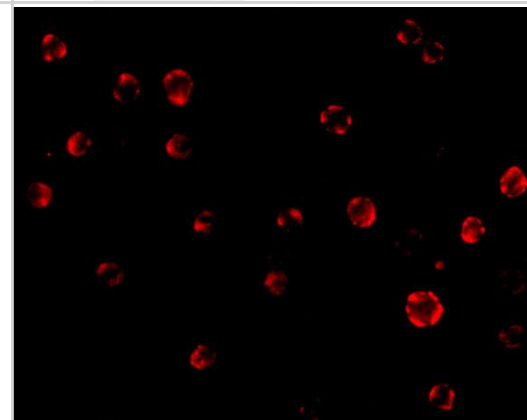


## Images

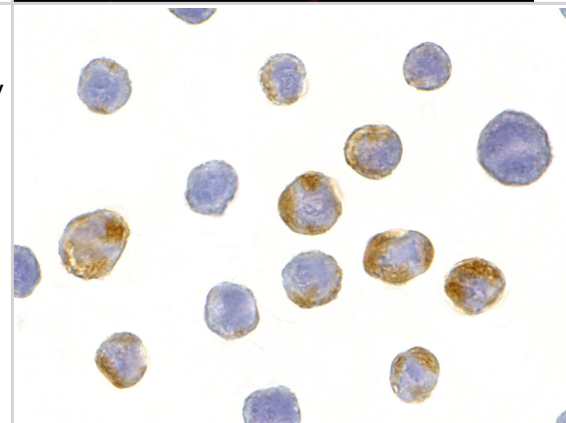
Western Blot: GRG (Groucho homolog) Antibody [NBP1-76645] - Analysis of GRG (Groucho homolog) in 293 cell lysate with GRG (Groucho homolog) antibody using NBP1-76645 at (A) 1, (B) 2 and (C) 4 ug/ml.



Immunocytochemistry/ Immunofluorescence: GRG (Groucho homolog) Antibody - BSA Free [NBP1-76645] - Immunofluorescence of GRG (Groucho homolog) in HeLa cells with GRG (Groucho homolog) antibody at 20 ug/mL.



Immunocytochemistry/ Immunofluorescence: GRG (Groucho homolog) Antibody - BSA Free [NBP1-76645] - Immunocytochemistry of GRG (Groucho homolog) in HeLa cells with GRG (Groucho homolog) antibody at 10 ug/mL.



## Publications

Ogorodnikov A, Levin M, Tattikota S et al. Transcriptome 3'end organization by PCF11 links alternative polyadenylation to formation and neuronal differentiation of neuroblastoma Nat Commun 2018-12-14 [PMID: 30552333] (WB, Human)

Owen LA, Kowalewski AA, Lessnick SL. EWS/FLI mediates transcriptional repression via NKX2.2 during oncogenic transformation in Ewing's sarcoma. PLoS One. 2008-04-16 [PMID: 18414662] (WB)

### Details:

WB: Fig 4A (retroviral-mediated expression of AES and empty vector control in A673 Ewing's sarcoma cells). Note: The specificity of the AES (IMG-5408) antibody was validated using retroviral-mediated AES expression compared to the empty vector control.

Steffen B, Knop M, Bergholz U et al. AML1/ETO induces self-renewal in hematopoietic progenitor cells via the Groucho-related amino-terminal AES protein. Blood. 2011-04-21 [PMID: 21245488] (ICC/IF, WB)

### Details:

Product cited: AES (IMG-5408). 1. IF/ICC: HeLa and suspension HL-60 cells, Fig 1E. 2. WB: U937 cells transfected with AML1/ETO vector, Fig 1B.





### **Novus Biologicals USA**

10730 E. Briarwood Avenue  
Centennial, CO 80112  
USA  
Phone: 303.730.1950  
Toll Free: 1.888.506.6887  
Fax: 303.730.1966  
nb-customerservice@bio-techne.com

### **Bio-Techne Canada**

21 Canmotor Ave  
Toronto, ON M8Z 4E6  
Canada  
Phone: 905.827.6400  
Toll Free: 855.668.8722  
Fax: 905.827.6402  
canada.inquires@bio-techne.com

### **Bio-Techne Ltd**

19 Barton Lane  
Abingdon Science Park  
Abingdon, OX14 3NB, United Kingdom  
Phone: (44) (0) 1235 529449  
Free Phone: 0800 37 34 15  
Fax: (44) (0) 1235 533420  
info.EMEA@bio-techne.com

### **General Contact Information**

www.novusbio.com  
Technical Support: nb-technical@bio-techne.com  
Orders: nb-customerservice@bio-techne.com  
General: novus@novusbio.com

### **Products Related to NBP1-76645**

---

NBP1-76645PEP	GRG (Groucho homolog) Antibody Blocking Peptide
HAF008	Goat anti-Rabbit IgG Secondary Antibody [HRP]
NB7160	Goat anti-Rabbit IgG (H+L) Secondary Antibody [HRP]
NBP2-24891	Rabbit IgG Isotype Control

---

### **Limitations**

This product is for research use only and is not approved for use in humans or in clinical diagnosis. Primary Antibodies are guaranteed for 1 year from date of receipt.

For more information on our 100% guarantee, please visit [www.novusbio.com/guarantee](http://www.novusbio.com/guarantee)

Earn gift cards/discounts by submitting a review: [www.novusbio.com/reviews/submit/NBP1-76645](http://www.novusbio.com/reviews/submit/NBP1-76645)

Earn gift cards/discounts by submitting a publication using this product:  
[www.novusbio.com/publications](http://www.novusbio.com/publications)

