

Product Datasheet

KAL1 Antibody - BSA Free

NBP1-76580

Unit Size: 0.1 mg

Store at 4C.

www.novusbio.com



technical@novusbio.com

Protocols, Publications, Related Products, Reviews, Research Tools and Images at:
www.novusbio.com/NBP1-76580

Updated 10/23/2024 v.20.1

Earn rewards for product
reviews and publications.

Submit a publication at www.novusbio.com/publications

Submit a review at www.novusbio.com/reviews/destination/NBP1-76580



NBP1-76580

KAL1 Antibody - BSA Free

Product Information	
Unit Size	0.1 mg
Concentration	1 mg/ml
Storage	Store at 4C.
Clonality	Polyclonal
Preservative	0.02% Sodium Azide
Isotype	IgG
Purity	Peptide affinity purified
Buffer	PBS


Product Description	
Host	Rabbit
Gene ID	3730
Gene Symbol	ANOS1
Species	Human
Immunogen	Antibody was raised against an 18 amino acid synthetic peptide near the center of human Anosmin. The immunogen is located within amino acids 430 - 480 of Anosmin. Amino Acid Sequence: KVYWKKTEDPTVNRHVR

Product Application Details	
Applications	Western Blot, ELISA, Immunocytochemistry/ Immunofluorescence
Recommended Dilutions	Western Blot 1 ug/ml, ELISA 1:100-1:2000, Immunocytochemistry/ Immunofluorescence 5-20 ug/ml

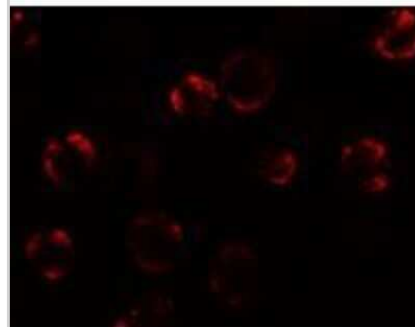


Images

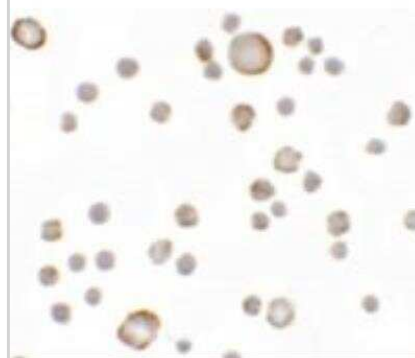
Western Blot: KAL1 Antibody [NBP1-76580] - Western blot analysis of Anosmin in MCF7 cell lysate with Anosmin antibody at 1 ug/mL.



Immunocytochemistry/Immunofluorescence: KAL1 Antibody [NBP1-76580] - KAL1 in MCF7 cells with KAL1 antibody at 20 ug/mL.



Immunocytochemistry/Immunofluorescence: KAL1 Antibody [NBP1-76580] - KAL1 in MCF7 cells with KAL1 antibody at 5 ug/mL.





Novus Biologicals USA

10730 E. Briarwood Avenue
Centennial, CO 80112
USA
Phone: 303.730.1950
Toll Free: 1.888.506.6887
Fax: 303.730.1966
nb-customerservice@bio-techne.com

Bio-Techne Canada

21 Canmotor Ave
Toronto, ON M8Z 4E6
Canada
Phone: 905.827.6400
Toll Free: 855.668.8722
Fax: 905.827.6402
canada.inquires@bio-techne.com

Bio-Techne Ltd

19 Barton Lane
Abingdon Science Park
Abingdon, OX14 3NB, United Kingdom
Phone: (44) (0) 1235 529449
Free Phone: 0800 37 34 15
Fax: (44) (0) 1235 533420
info.EMEA@bio-techne.com

General Contact Information

www.novusbio.com
Technical Support: nb-technical@bio-techne.com
Orders: nb-customerservice@bio-techne.com
General: novus@novusbio.com

Products Related to NBP1-76580

NBP1-76580PEP	KAL1 Antibody Blocking Peptide
HAF008	Goat anti-Rabbit IgG Secondary Antibody [HRP]
NB7160	Goat anti-Rabbit IgG (H+L) Secondary Antibody [HRP]
NBP2-24891	Rabbit IgG Isotype Control

Limitations

This product is for research use only and is not approved for use in humans or in clinical diagnosis. Primary Antibodies are guaranteed for 1 year from date of receipt.

For more information on our 100% guarantee, please visit www.novusbio.com/guarantee

Earn gift cards/discounts by submitting a review: www.novusbio.com/reviews/submit/NBP1-76580

Earn gift cards/discounts by submitting a publication using this product:
www.novusbio.com/publications

