Product Datasheet

MSY2 Antibody - BSA Free
NBP1-76283

Unit Size: 0.1 mg

Store at 4C short term. Aliquot and store at -20C long term. Avoid freeze-thaw cycles.

www.novusbio.com technical@novusbio.com

Protocols, Publications, Related Products, Reviews, Research Tools and Images at:
www.novusbio.com/NBP1-76283

Updated 9/9/2025 v.20.1

Earn rewards for product reviews and publications.
Submit a publication at www.novusbio.com/publications
Submit a review at www.novusbio.com/reviews/destination/NBP1-76283

NBP1-76283

MSY2 Antibody - BSA Free

Product Information	
Unit Size	0.1 mg
Concentration	1 mg/ml
Storage	Store at 4C short term. Aliquot and store at -20C long term. Avoid freeze-thaw cycles.
Clonality	Polyclonal
Preservative	0.02% Sodium Azide
Isotype	IgG
Purity	Peptide affinity purified
Buffer	PBS

Product Description	
Description	Novus Biologicals Rabbit MSY2 Antibody - BSA Free (NBP1-76283) is a polyclonal antibody validated for use in IHC, WB, ELISA and ICC/IF. All Novus Biologicals antibodies are covered by our 100% guarantee.
Host	Rabbit
Gene ID	51087
Gene Symbol	YBX2
Species	Human, Mouse, Rat
Marker	Meiosis Marker
Immunogen	Antibody was raised against an 18 amino acid synthetic peptide near the carboxy end of human YBX2. The immunogen is located within amino acids 300 - 350 of YBX2. Amino Acid Squence: RPEPQRPRNRPYFQRRRQ

Product Application Details	
Applications	Western Blot, Immunohistochemistry-Paraffin, ELISA, Immunocytochemistry/ Immunofluorescence, Immunohistochemistry
Recommended Dilutions	Western Blot 1 - 2 ug/ml, ELISA 1:100-1:2000, Immunohistochemistry 10 ug/ml, Immunocytochemistry/ Immunofluorescence 20 ug/ml, Immunohistochemistry-Paraffin 10 ug/ml

Images

Immunocytochemistry/ Immunofluorescence: MSY2 Antibody - BSA Free [NBP1-76283] - Immunofluorescence of MSY2 in human testis tissue with MSY2 antibody at 20 ug/mL.	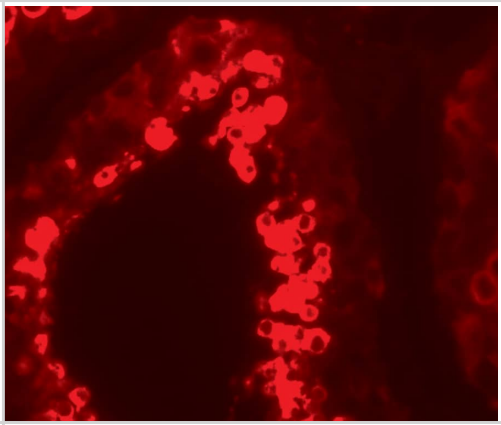
Immunohistochemistry: MSY2 Antibody - BSA Free [NBP1-76283] - Immunohistochemistry of MSY2 in human testis tissue with MSY2 antibody at 10 ug/mL.	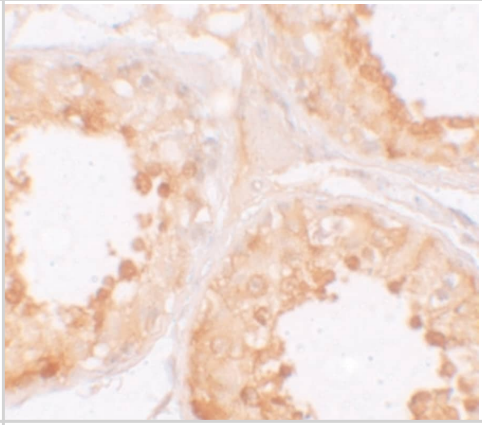
Western Blot: MSY2 Antibody - BSA Free [NBP1-76283] - Western blot analysis of MSY2 in human testis tissue lysate with MSY2 antibody at (A) 1 and (B) 2 ug/mL.	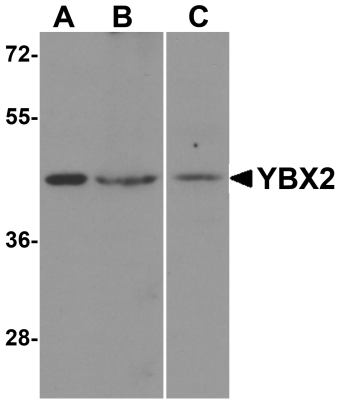

Novus Biologicals USA
10730 E. Briarwood Avenue
Centennial, CO 80112
USA
Phone: 303.730.1950
Toll Free: 1.888.506.6887
Fax: 303.730.1966
nb-customerservice@bio-techne.com

Bio-Techne Canada
21 Canmotor Ave
Toronto, ON M8Z 4E6
Canada
Phone: 905.827.6400
Toll Free: 855.668.8722
Fax: 905.827.6402
canada.inquires@bio-techne.com

Bio-Techne Ltd
19 Barton Lane
Abingdon Science Park
Abingdon, OX14 3NB, United Kingdom
Phone: (44) (0) 1235 529449
Free Phone: 0800 37 34 15
Fax: (44) (0) 1235 533420
info.EMEA@bio-techne.com

General Contact Information
www.novusbio.com
Technical Support: nb-technical@bio-techne.com
Orders: nb-customerservice@bio-techne.com
General: novus@novusbio.com

Products Related to NBP1-76283

NBP1-76283PEP	MSY2 Antibody Blocking Peptide
NBP2-33376H	Blue Marker Antibody (6F4-F6) [HRP]
HAF008	Goat anti-Rabbit IgG Secondary Antibody [HRP]
NB7160	Goat anti-Rabbit IgG (H+L) Secondary Antibody [HRP]
NBP2-24891	Rabbit IgG Isotype Control

Limitations
This product is for research use only and is not approved for use in humans or in clinical diagnosis. Primary Antibodies are guaranteed for 1 year from date of receipt.

For more information on our 100% guarantee, please visit www.novusbio.com/guarantee

Earn gift cards/discounts by submitting a review: www.novusbio.com/reviews/submit/NBP1-76283

Earn gift cards/discounts by submitting a publication using this product: www.novusbio.com/publications