

Product Datasheet

Donkey anti-Rabbit IgG (H+L) Secondary Antibody [HRP] (Pre-adsorbed) NBP1-75290

Unit Size: 1 mg

Store lyophilized antibody at 4C. Mix reconstituted liquid with an equal volume of glycerol, aliquot contents and freeze at -20C or below for long term storage.

www.novusbio.com



technical@novusbio.com

Reviews: 3 Publications: 1


Protocols, Publications, Related Products, Reviews, Research Tools and Images at:
www.novusbio.com/NBP1-75290

Updated 10/30/2024 v.20.1

Earn rewards for product
reviews and publications.

Submit a publication at www.novusbio.com/publications

Submit a review at www.novusbio.com/reviews/destination/NBP1-75290



NBP1-75290

Donkey anti-Rabbit IgG (H+L) Secondary Antibody [HRP] (Pre-adsorbed)

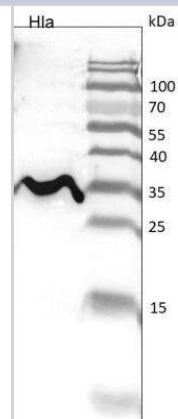
Product Information	
Unit Size	1 mg
Concentration	LYOPH mg/ml
Storage	Store lyophilized antibody at 4C. Mix reconstituted liquid with an equal volume of glycerol, aliquot contents and freeze at -20C or below for long term storage.
Clonality	Polyclonal
Preservative	0.1% Kathon
Reconstitution Instructions	Rehydrate with 1.1 mL of deionized water and let stand 30 minutes at room temperature to dissolve. (Product has been overfilled to ensure complete recovery.) Centrifuge to remove any particulates. Prepare fresh working dilution daily.
Isotype	IgG
Conjugate	HRP
Purity	Affinity purified
Buffer	10 mM Sodium Phosphate, 0.15 M Sodium Chloride, pH 7.2, 1 % (w/v) BSA, Protease/IgG free

Product Description	
Description	Purity > 95% based on SDS-PAGE. Donkey serum was obtained from healthy animals of US origin and under the care of a registered veterinarian. After reconstituted, prepare fresh working dilution daily. Store lyophilized material at 2-8C. For long term storage after reconstitution, dilute with 50% glycerol and store at -20C as a liquid.
Host	Donkey
Species	Rabbit
Reactivity Notes	Based on IEP, no reactivity is observed to non-immunoglobulin rabbit serum proteins and IgG from bovine, chicken, goat, guinea pig, hamster, horse, human, mouse, rat, or sheep
Specificity/Sensitivity	Based on IEP, this Donkey anti-Rabbit IgG (H+L) Secondary Antibody [HRP] (Pre-adsorbed) heavy gamma chains on rabbit IgG and light chains on all rabbit immunoglobulins. This antibody has been pre-adsorbed against bovine, chicken, goat, guinea pig, hamster, horse, human, mouse, rat or sheep.
Immunogen	This Donkey anti-Rabbit IgG (H+L) Secondary Antibody [HRP] (Pre-adsorbed) was developed against purified rabbit IgG (H+L).

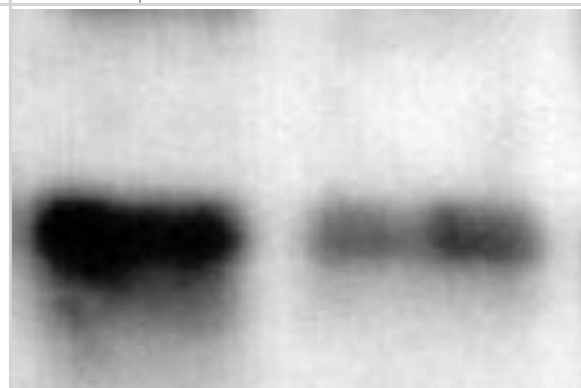
Product Application Details	
Applications	Western Blot, ELISA, Immunohistochemistry, Immunohistochemistry-Paraffin
Recommended Dilutions	Western Blot 1:200 - 1:5000, ELISA 1:200 - 1:5000, Immunohistochemistry 1:500 - 1:5000, Immunohistochemistry-Paraffin
Application Notes	This conjugate is suitable for all immunoassay applications.

Images

Western Blot: Donkey anti-Rabbit IgG (H+L) Secondary Antibody [HRP] (Pre-adsorbed) [NBP1-75290] - Detection of staphylococcal alpha toxin (Hla) by immunoblot using anti-Hla antibody (1 ug/mL) and HRP-conjugated Donkey anti-rabbit secondary antibody (1:10000). WB image submitted by a verified customer review.



Western Blot: Donkey anti-Rabbit IgG (H+L) Secondary Antibody [HRP] (Pre-adsorbed) [NBP1-75290] - Analysis of PP4C in Huh4 cell lysate using HRP-conjugated Donkey anti-Rabbit IgG (H+L) Secondary Antibody. WB image submitted by a verified customer review.



Publications

Li Y, Duah E, Long N et al. An efficient and quantitative assay for epitope-tagged therapeutic protein development with a capillary western system *Bioanalysis* 2019-03-21 [PMID: 30892061] (WB)



Novus Biologicals USA

10730 E. Briarwood Avenue
Centennial, CO 80112
USA
Phone: 303.730.1950
Toll Free: 1.888.506.6887
Fax: 303.730.1966
nb-customerservice@bio-techne.com

Bio-Techne Canada

21 Canmotor Ave
Toronto, ON M8Z 4E6
Canada
Phone: 905.827.6400
Toll Free: 855.668.8722
Fax: 905.827.6402
canada.inquires@bio-techne.com

Bio-Techne Ltd

19 Barton Lane
Abingdon Science Park
Abingdon, OX14 3NB, United Kingdom
Phone: (44) (0) 1235 529449
Free Phone: 0800 37 34 15
Fax: (44) (0) 1235 533420
info.EMEA@bio-techne.com

General Contact Information

www.novusbio.com
Technical Support: nb-technical@bio-techne.com
Orders: nb-customerservice@bio-techne.com
General: novus@novusbio.com

Limitations

This product is for research use only and is not approved for use in humans or in clinical diagnosis. Secondary Antibodies are guaranteed for 1 year from date of receipt.

For more information on our 100% guarantee, please visit www.novusbio.com/guarantee

Earn gift cards/discounts by submitting a review: www.novusbio.com/reviews/submit/NBP1-75290

Earn gift cards/discounts by submitting a publication using this product:
www.novusbio.com/publications

