

Product Datasheet

Goat anti-Rat IgM Heavy Chain Secondary Antibody [DyLight 800] NBP1-72980

Unit Size: 0.1 mg

Store lyophilized antibody at 4C in the dark. Aliquot reconstituted liquid and store at -20C. Avoid freeze-thaw cycles.

www.novusbio.com



technical@novusbio.com

Protocols, Publications, Related Products, Reviews, Research Tools and Images at:
www.novusbio.com/NBP1-72980

Updated 10/23/2024 v.20.1

Earn rewards for product
reviews and publications.

Submit a publication at www.novusbio.com/publications

Submit a review at www.novusbio.com/reviews/destination/NBP1-72980



NBP1-72980**Goat anti-Rat IgM Heavy Chain Secondary Antibody [DyLight 800]**

Product Information	
Unit Size	0.1 mg
Concentration	LYOPH mg/ml
Storage	Store lyophilized antibody at 4C in the dark. Aliquot reconstituted liquid and store at -20C. Avoid freeze-thaw cycles.
Clonality	Polyclonal
Preservative	0.01% Sodium Azide
Reconstitution Instructions	Reconstitute with 100 ul deionized water (or equivalent).
Isotype	IgG
Conjugate	DyLight 800
Purity	Multi-step
Buffer	Lyophilized from 0.02 M Potassium Phosphate, 0.15 M Sodium Chloride, pH 7.2, 10 mg/mL Bovine Serum Albumin (BSA) - Immunoglobulin and Protease free

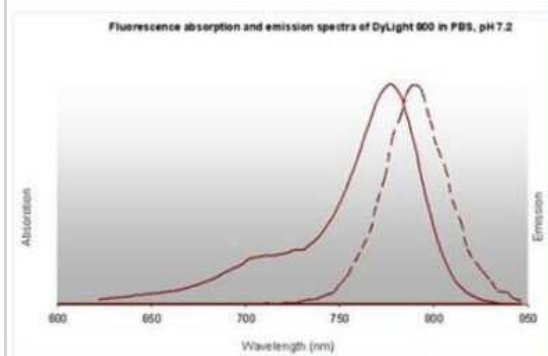
Product Description	
Description	<p>Store vial at 4C prior to restoration. For extended storage aliquot contents and freeze at -20C or below. Avoid cycles of freezing and thawing. Centrifuge product if not completely clear after standing at room temperature. This product is stable for several weeks at 4C as an undiluted liquid. Dilute only prior to immediate use.</p> <p>This product was prepared from monospecific antiserum by immunoaffinity chromatography using Rat IgM coupled to agarose beads followed by solid phase adsorption(s) to remove any unwanted reactivities. Assay by immunoelectrophoresis resulted in a single precipitin arc against anti-Goat Serum, Rat IgM and Rat Serum</p>
Host	Goat
Gene ID	3507
Gene Symbol	IGHM
Species	Rat
Specificity/Sensitivity	No reaction was observed against other rat heavy or light chain proteins.
Immunogen	Rat IgM whole molecule

Product Application Details	
Applications	Western Blot, Fluorophore-linked immunosorbent assay, Immunocytochemistry/Immunofluorescence
Recommended Dilutions	Western Blot 1:10000, Immunocytochemistry/ Immunofluorescence 1:5000, Fluorophore-linked immunosorbent assay 1:20000
Application Notes	This product is designed for immunofluorescence microscopy, fluorescence based plate assays (FLISA) and fluorescent western blotting. This product is also suitable for multiplex analysis, including multicolor imaging, utilizing various commercial platforms. The emission spectra for this DyLight(TM) conjugate match the principle output wavelengths of most common fluorescence instrumentation.

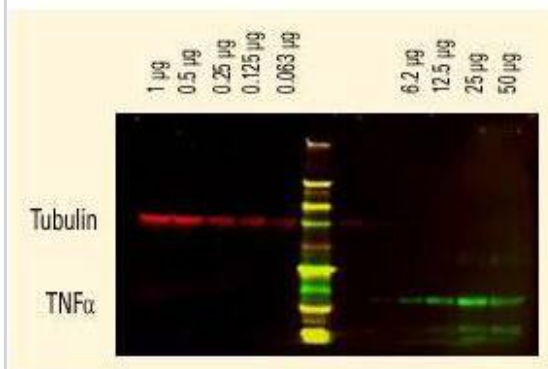


Images

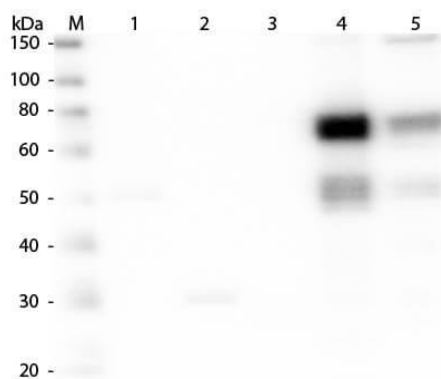
Fluorophore-linked immunosorbent assay: Goat anti-Rat IgM Heavy Chain Secondary Antibody [DyLight 800] [NBP1-72980] - Fluorescence absorption and emission spectra of DyLight 800 in PBS, pH 7.2.



DyLight(TM) dyes can be used for two-color Western Blot detection with low background and high signal. Anti-tubulin was detected using a DyLight(TM) 680 conjugate. Anti-TNF α was detected using a DyLight (TM) 800 conjugate. The image was captured using the Odyssey(R) Infrared Imaging System developed by LI-COR.



Western Blot of Goat anti-Rat IgM Heavy Chain Secondary Antibody [DyLight 800]





Novus Biologicals USA

10730 E. Briarwood Avenue
Centennial, CO 80112
USA
Phone: 303.730.1950
Toll Free: 1.888.506.6887
Fax: 303.730.1966
nb-customerservice@bio-techne.com

Bio-Techne Canada

21 Canmotor Ave
Toronto, ON M8Z 4E6
Canada
Phone: 905.827.6400
Toll Free: 855.668.8722
Fax: 905.827.6402
canada.inquires@bio-techne.com

Bio-Techne Ltd

19 Barton Lane
Abingdon Science Park
Abingdon, OX14 3NB, United Kingdom
Phone: (44) (0) 1235 529449
Free Phone: 0800 37 34 15
Fax: (44) (0) 1235 533420
info.EMEA@bio-techne.com

General Contact Information

www.novusbio.com
Technical Support: nb-technical@bio-techne.com
Orders: nb-customerservice@bio-techne.com
General: novus@novusbio.com

Products Related to NBP1-72980

NB100-524	NOD2 Antibody (2D9) - BSA Free
NBP1-96772	Human IgM Heavy Chain Isotype Control
7268-CT-100	CTLA-4 [Unconjugated]
NB200-541	Complement C4b/d Antibody (16D2)

Limitations

This product is for research use only and is not approved for use in humans or in clinical diagnosis. Secondary Antibodies are guaranteed for 1 year from date of receipt.

For more information on our 100% guarantee, please visit www.novusbio.com/guarantee

Earn gift cards/discounts by submitting a review: www.novusbio.com/reviews/submit/NBP1-72980

Earn gift cards/discounts by submitting a publication using this product:
www.novusbio.com/publications

