

# Product Datasheet

## MTUS1 Antibody - BSA Free NBP1-60099

Unit Size: 100 ul

Store at 4C short term. Aliquot and store at -20C long term. Avoid freeze-thaw cycles.

[www.novusbio.com](http://www.novusbio.com)



[technical@novusbio.com](mailto:technical@novusbio.com)

Protocols, Publications, Related Products, Reviews, Research Tools and Images at:  
[www.novusbio.com/NBP1-60099](http://www.novusbio.com/NBP1-60099)

Updated 2/21/2025 v.20.1

Earn rewards for product  
reviews and publications.

Submit a publication at [www.novusbio.com/publications](http://www.novusbio.com/publications)

Submit a review at [www.novusbio.com/reviews/destination/NBP1-60099](http://www.novusbio.com/reviews/destination/NBP1-60099)



**NBP1-60099**

MTUS1 Antibody - BSA Free


Product Information	
Unit Size	100 ul
Concentration	0.5 mg/ml
Storage	Store at 4C short term. Aliquot and store at -20C long term. Avoid freeze-thaw cycles.
Clonality	Polyclonal
Preservative	0.09% Sodium Azide
Isotype	IgG
Purity	Affinity purified
Buffer	PBS, 2% Sucrose

Product Description	
Description	The addition of 50% glycerol is optional for those storing this antibody at -20C and not aliquoting smaller units. However, please note that glycerol may interrupt some downstream antibody applications and should be added with caution.
Host	Rabbit
Gene ID	57509
Gene Symbol	MTUS1
Species	Human
Immunogen	Synthetic peptides corresponding to MTUS1(mitochondrial tumor suppressor 1) The peptide sequence was selected from the middle region of MTUS1. Peptide sequence KRLSMENEELLWKLHNGDLCSPKRSPTSSAIPQSPRNSGSPSPSISPR. The peptide sequence for this immunogen was taken from within the described region.

Product Application Details	
Applications	Western Blot, Immunohistochemistry, Immunohistochemistry-Paraffin
Recommended Dilutions	Western Blot 1.0 ug/ml, Immunohistochemistry, Immunohistochemistry-Paraffin

**Images**

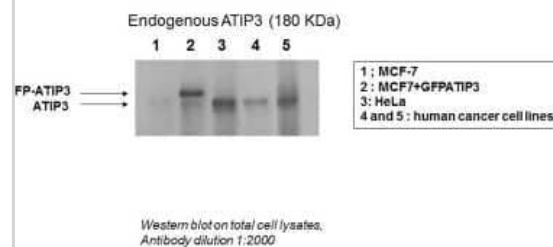
Western Blot: MTUS1 Antibody [NBP1-60099] - Sample Type: Human Fetal Lung  
Antibody Dilution: 1.0 ug/ml



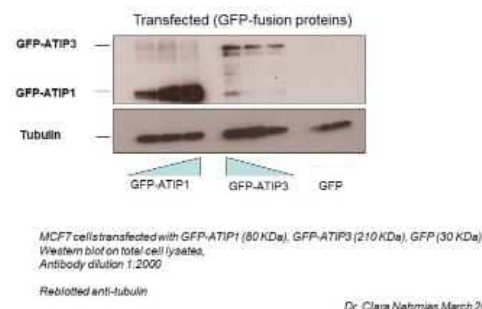
Immunohistochemistry: MTUS1 Antibody [NBP1-60099] - Formalin Fixed Paraffin Embedded Tissue: Human Pineal Tissue Observed Staining: Cytoplasmic and membrane in cell bodies of pinealocytes and their processes Primary Antibody Concentration: 1:100 Other Working Concentrations: 1/600 Secondary Antibody: Donkey anti-Rabbit-Cy3 Secondary Antibody Concentration: 1:200 Magnification: 20X Exposure Time: 0.5 - 2.0 sec




Western Blot: MTUS1 Antibody [NBP1-60099] - MTUS1 antibody - middle region validated by WB using MCF-7, HeLa, and human cancer cell lines at 1:2000.




Western Blot: MTUS1 Antibody [NBP1-60099] - MTUS1 antibody - middle region validated by WB using MCF-7, HeLa, and human cancer cell lines at 1:2000.




Western Blot: MTUS1 Antibody [NBP1-60099] - Titration: 0.2-1 ug/ml, Positive Control: Hela cell lysate.




Western Blot: MTUS1 Antibody [NBP1-60099] - Sample Type: Human Adult Placenta Antibody Dilution: 1.0 ug/ml



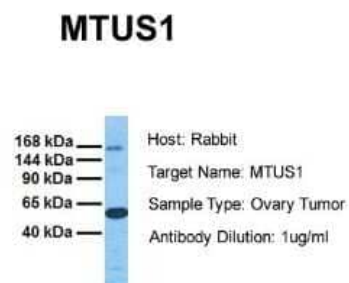
Western Blot: MTUS1 Antibody [NBP1-60099] - Sample Type: HepG2 Antibody Dilution: 1.0 ug/ml. MTUS1 is strongly supported by BioGPS gene expression data to be expressed in HepG2



Western Blot: MTUS1 Antibody [NBP1-60099] - Sample Type: Human Fetal Heart Antibody Dilution: 1.0 ug/ml



Western Blot: MTUS1 Antibody [NBP1-60099] - Sample Tissue: Human Ovary Tumor Antibody Dilution: 1.0 ug/ml





### **Novus Biologicals USA**

10730 E. Briarwood Avenue  
Centennial, CO 80112  
USA  
Phone: 303.730.1950  
Toll Free: 1.888.506.6887  
Fax: 303.730.1966  
nb-customerservice@bio-techne.com

### **Bio-Techne Canada**

21 Canmotor Ave  
Toronto, ON M8Z 4E6  
Canada  
Phone: 905.827.6400  
Toll Free: 855.668.8722  
Fax: 905.827.6402  
canada.inquires@bio-techne.com

### **Bio-Techne Ltd**

19 Barton Lane  
Abingdon Science Park  
Abingdon, OX14 3NB, United Kingdom  
Phone: (44) (0) 1235 529449  
Free Phone: 0800 37 34 15  
Fax: (44) (0) 1235 533420  
info.EMEA@bio-techne.com

### **General Contact Information**

www.novusbio.com  
Technical Support: nb-technical@bio-techne.com  
Orders: nb-customerservice@bio-techne.com  
General: novus@novusbio.com

### **Products Related to NBP1-60099**

---

HAF008	Goat anti-Rabbit IgG Secondary Antibody [HRP]
NB7160	Goat anti-Rabbit IgG (H+L) Secondary Antibody [HRP]
NBP2-24891	Rabbit IgG Isotype Control
H00057509-P01-10ug	Recombinant Human MTUS1 GST (N-Term) Protein

---

### **Limitations**

This product is for research use only and is not approved for use in humans or in clinical diagnosis. Primary Antibodies are guaranteed for 1 year from date of receipt.

For more information on our 100% guarantee, please visit [www.novusbio.com/guarantee](http://www.novusbio.com/guarantee)

Earn gift cards/discounts by submitting a review: [www.novusbio.com/reviews/submit/NBP1-60099](http://www.novusbio.com/reviews/submit/NBP1-60099)

Earn gift cards/discounts by submitting a publication using this product:  
[www.novusbio.com/publications](http://www.novusbio.com/publications)

