

Product Datasheet

FALDH Antibody - BSA Free

NBP1-59679

Unit Size: 100 ul

Store at 4C short term. Aliquot and store at -20C long term. Avoid freeze-thaw cycles.

www.novusbio.com



technical@novusbio.com

Protocols, Publications, Related Products, Reviews, Research Tools and Images at:
www.novusbio.com/NBP1-59679

Updated 2/21/2025 v.20.1

Earn rewards for product
reviews and publications.

Submit a publication at www.novusbio.com/publications

Submit a review at www.novusbio.com/reviews/destination/NBP1-59679



NBP1-59679

FALDH Antibody - BSA Free

Product Information

Unit Size	100 ul
Concentration	0.5 mg/ml
Storage	Store at 4C short term. Aliquot and store at -20C long term. Avoid freeze-thaw cycles.
Clonality	Polyclonal
Preservative	0.09% Sodium Azide
Isotype	IgG
Purity	Affinity purified
Buffer	PBS, 2% Sucrose
Target Molecular Weight	58 kDa

Product Description

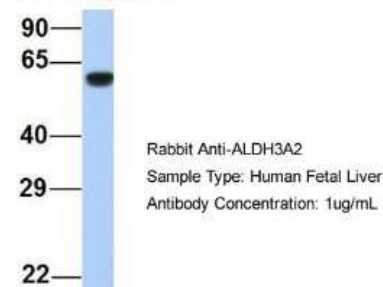
Description	The addition of 50% glycerol is optional for those storing this antibody at -20C and not aliquoting smaller units. However, please note that glycerol may interrupt some downstream antibody applications and should be added with caution.
Host	Rabbit
Gene ID	224
Gene Symbol	ALDH3A2
Species	Human
Immunogen	Synthetic peptides corresponding to ALDH3A2(aldehyde dehydrogenase 3 family, member A2) The peptide sequence was selected from the middle region of ALDH3A2 (NP_001026976). Peptide sequence DHIFYTGNTAVGKIVMEAAKHLTPVTLELGGKSPCYIDKDCDLDIVCRR. The peptide sequence for this immunogen was taken from within the described region.

Product Application Details

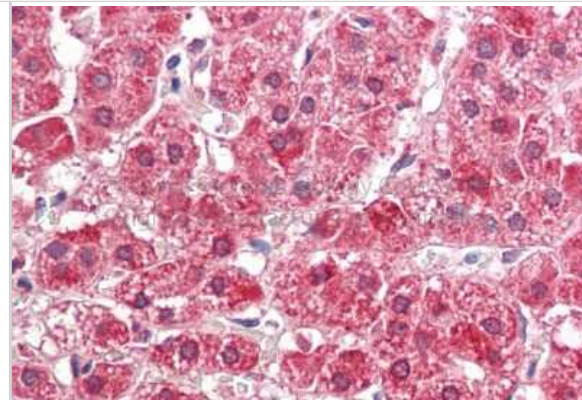
Applications	Western Blot, Immunohistochemistry
Recommended Dilutions	Western Blot 1.0 ug/ml, Immunohistochemistry

Images

Western Blot: FALDH Antibody [NBP1-59679] - Human Fetal Liver, Antibody Dilution: 1.0 ug/ml.

ALDH3A2

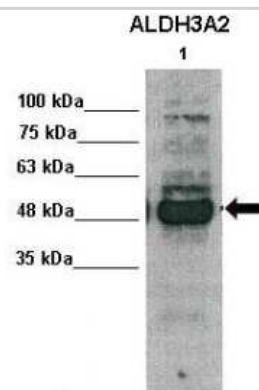
Immunohistochemistry: FALDH Antibody [NBP1-59679] - Human Adult Adrenal Observed Staining: Cytoplasm in hepatocytes Primary Antibody Concentration: 1 : 600 Secondary Antibody: Donkey anti-Rabbit-Cy3 Secondary Antibody Concentration: 1 : 200 Magnification: 20X Exposure Time: 0.5 2.0 sec.




Western Blot: FALDH Antibody [NBP1-59679] - NCI-H226 cell lysate, concentration 0.2-1 ug/ml.



Western Blot: FALDH Antibody [NBP1-59679] - Positive control: Lane1 : 30ug human Primary hepatocytes Primary, Antibody Dilution: 1 : 1000 Secondary Antibody: Anti-rabbit-HRP Secondary, Antibody Dilution: 1 : 5000.



Western Blot: FALDH Antibody [NBP1-59679] - Human Fetal Lung, Antibody Dilution: 1.0 ug/ml.





Novus Biologicals USA

10730 E. Briarwood Avenue
Centennial, CO 80112
USA
Phone: 303.730.1950
Toll Free: 1.888.506.6887
Fax: 303.730.1966
nb-customerservice@bio-techne.com

Bio-Techne Canada

21 Canmotor Ave
Toronto, ON M8Z 4E6
Canada
Phone: 905.827.6400
Toll Free: 855.668.8722
Fax: 905.827.6402
canada.inquires@bio-techne.com

Bio-Techne Ltd

19 Barton Lane
Abingdon Science Park
Abingdon, OX14 3NB, United Kingdom
Phone: (44) (0) 1235 529449
Free Phone: 0800 37 34 15
Fax: (44) (0) 1235 533420
info.EMEA@bio-techne.com

General Contact Information

www.novusbio.com
Technical Support: nb-technical@bio-techne.com
Orders: nb-customerservice@bio-techne.com
General: novus@novusbio.com

Products Related to NBP1-59679

HAF008	Goat anti-Rabbit IgG Secondary Antibody [HRP]
NB7160	Goat anti-Rabbit IgG (H+L) Secondary Antibody [HRP]
NBP2-24891	Rabbit IgG Isotype Control
H00000224-P01-10ug	Recombinant Human FALDH GST (N-Term) Protein

Limitations

This product is for research use only and is not approved for use in humans or in clinical diagnosis. Primary Antibodies are guaranteed for 1 year from date of receipt.

For more information on our 100% guarantee, please visit www.novusbio.com/guarantee

Earn gift cards/discounts by submitting a review: www.novusbio.com/reviews/submit/NBP1-59679

Earn gift cards/discounts by submitting a publication using this product:
www.novusbio.com/publications

