

# Product Datasheet

## PORCN Antibody - BSA Free

### NBP1-59677

Unit Size: 100 ul

Store at 4C short term. Aliquot and store at -20C long term. Avoid freeze-thaw cycles.

[www.novusbio.com](http://www.novusbio.com)



[technical@novusbio.com](mailto:technical@novusbio.com)

#### Publications: 5

Protocols, Publications, Related Products, Reviews, Research Tools and Images at:  
[www.novusbio.com/NBP1-59677](http://www.novusbio.com/NBP1-59677)

Updated 2/21/2025 v.20.1

Earn rewards for product  
reviews and publications.

Submit a publication at [www.novusbio.com/publications](http://www.novusbio.com/publications)

Submit a review at [www.novusbio.com/reviews/destination/NBP1-59677](http://www.novusbio.com/reviews/destination/NBP1-59677)



**NBP1-59677**

PORCN Antibody - BSA Free


Product Information	
Unit Size	100 ul
Concentration	0.5 mg/ml
Storage	Store at 4C short term. Aliquot and store at -20C long term. Avoid freeze-thaw cycles.
Clonality	Polyclonal
Preservative	0.09% Sodium Azide
Isotype	IgG
Purity	Affinity purified
Buffer	PBS, 2% Sucrose
Target Molecular Weight	51 kDa
Product Description	
Description	The addition of 50% glycerol is optional for those storing this antibody at -20C and not aliquoting smaller units. However, please note that glycerol may interrupt some downstream antibody applications and should be added with caution.
Host	Rabbit
Gene ID	64840
Gene Symbol	PORCN
Species	Human, Mouse
Immunogen	Synthetic peptides corresponding to PORCN(porcupine homolog (Drosophila)) The peptide sequence was selected from the N terminal of PORCN (NP_073736). Peptide sequence ACRLWRLGLPSYLKHAHVAGGFFSLYHFFQLHVMVWVLLSLLCYLVLF. The peptide sequence for this immunogen was taken from within the described region.
Product Application Details	
Applications	Western Blot, Immunohistochemistry, Immunohistochemistry-Paraffin
Recommended Dilutions	Western Blot 1.0 ug/ml, Immunohistochemistry 1:10-1:500, Immunohistochemistry-Paraffin 1:300



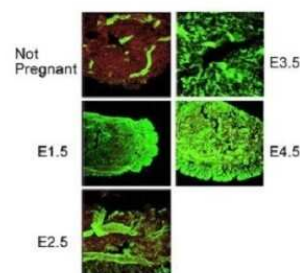
## Images

Western Blot: PORCN Antibody [NBP1-59677] - Sample Tissue: Human  
Hela Antibody Dilution: 1.0 ug/ml

### PORCN



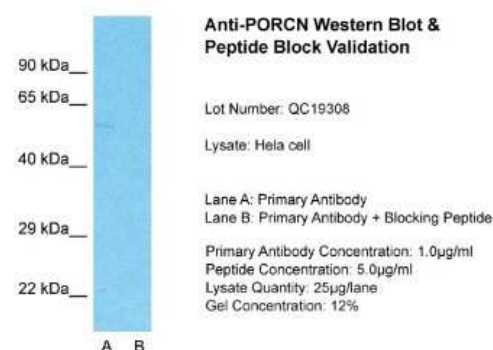
Immunohistochemistry: PORCN Antibody [NBP1-59677] - SampleType:  
Mouse Uterus - Dilution 1 in 300. - secondary antibody dilution 1 in 1000.



Western Blot: PORCN Antibody [NBP1-59677] - Titration: 0.2-1 ug/ml,  
Positive Control: HepG2 cell lysate.



Western Blot: PORCN Antibody [NBP1-59677] - Sample Tissue: Hela  
Whole cell, Lane A: Primary Antibody, Lane B: Primary Antibody +  
Blocking Peptide, Primary Antibody Concentration: 1ug/ml, Peptide  
Concentration: 5ug/ml, Lysate Quantity: 25ug/lane, Gel Concentration:  
0.12%



## Publications

Orzechowska-Licari EJ, Bialkowska AB, Yang VW Sonic Hedgehog and WNT signaling regulate a positive feedback loop between intestinal epithelial and stromal cells to promote epithelial regeneration Cellular and molecular gastroenterology and hepatology 2023-07-20 [PMID: 37481204]

Details:

1:400 WB dilution

Cameron S Anti-Cancer and Stress Response Pathway Effects of Nanosilver and Sodium Ascorbate Carleton University 2022-07-11 (WB, Human)

Clinch M The Role of Hypoxia on PORCN and WLS Expression in Human Embryonic Kidney (HEK293T) and Human Colon Cancer (HCT-116T) Cells Carleton University 2022-04-05 (WB, Human)

Sheng J Cellular Effects Nanosilver on Cancer and Non-cancer Cells: Potential Environmental and Human Health Impacts Thesis

Mohamed R, Kennedy C, Willmore WG Responses of porcupine and Wntless proteins to oxidative, hypoxic and endoplasmic reticulum stresses Cellular signalling 2021-05-17 [PMID: 34015469] (WB)





### **Novus Biologicals USA**

10730 E. Briarwood Avenue  
Centennial, CO 80112  
USA  
Phone: 303.730.1950  
Toll Free: 1.888.506.6887  
Fax: 303.730.1966  
nb-customerservice@bio-techne.com

### **Bio-Techne Canada**

21 Canmotor Ave  
Toronto, ON M8Z 4E6  
Canada  
Phone: 905.827.6400  
Toll Free: 855.668.8722  
Fax: 905.827.6402  
canada.inquires@bio-techne.com

### **Bio-Techne Ltd**

19 Barton Lane  
Abingdon Science Park  
Abingdon, OX14 3NB, United Kingdom  
Phone: (44) (0) 1235 529449  
Free Phone: 0800 37 34 15  
Fax: (44) (0) 1235 533420  
info.EMEA@bio-techne.com

### **General Contact Information**

www.novusbio.com  
Technical Support: nb-technical@bio-techne.com  
Orders: nb-customerservice@bio-techne.com  
General: novus@novusbio.com

### **Products Related to NBP1-59677**

---

HAF008	Goat anti-Rabbit IgG Secondary Antibody [HRP]
NB7160	Goat anti-Rabbit IgG (H+L) Secondary Antibody [HRP]
NBP2-24891	Rabbit IgG Isotype Control
H00064840-P02-2ug	Recombinant Human PORCN GST (N-Term) Protein

---

### **Limitations**

This product is for research use only and is not approved for use in humans or in clinical diagnosis. Primary Antibodies are guaranteed for 1 year from date of receipt.

For more information on our 100% guarantee, please visit [www.novusbio.com/guarantee](http://www.novusbio.com/guarantee)

Earn gift cards/discounts by submitting a review: [www.novusbio.com/reviews/submit/NBP1-59677](http://www.novusbio.com/reviews/submit/NBP1-59677)

Earn gift cards/discounts by submitting a publication using this product:  
[www.novusbio.com/publications](http://www.novusbio.com/publications)

