

Product Datasheet

ACSL5 Antibody - BSA Free

NBP1-59645

Unit Size: 100 ul

Store at 4C short term. Aliquot and store at -20C long term. Avoid freeze-thaw cycles.

www.novusbio.com



technical@novusbio.com

Reviews: 2 Publications: 2

Protocols, Publications, Related Products, Reviews, Research Tools and Images at:
www.novusbio.com/NBP1-59645

Updated 2/21/2025 v.20.1

Earn rewards for product reviews and publications.

Submit a publication at www.novusbio.com/publications

Submit a review at www.novusbio.com/reviews/destination/NBP1-59645



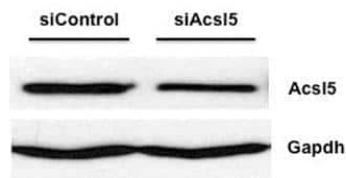
NBP1-59645

ACSL5 Antibody - BSA Free

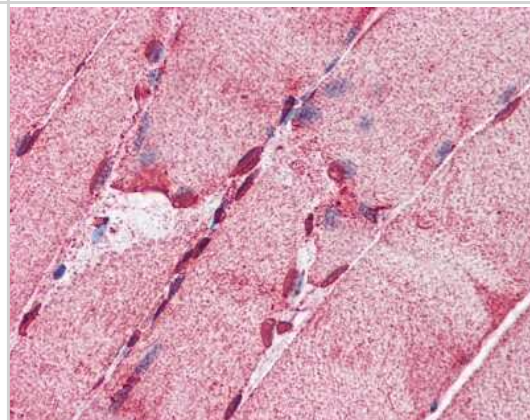
Product Information	
Unit Size	100 ul
Concentration	0.5 mg/ml
Storage	Store at 4C short term. Aliquot and store at -20C long term. Avoid freeze-thaw cycles.
Clonality	Polyclonal
Preservative	0.09% Sodium Azide
Isotype	IgG
Purity	Affinity purified
Buffer	PBS, 2% Sucrose
Target Molecular Weight	76 kDa
Product Description	
Description	The addition of 50% glycerol is optional for those storing this antibody at -20C and not aliquoting smaller units. However, please note that glycerol may interrupt some downstream antibody applications and should be added with caution.
Host	Rabbit
Gene ID	51703
Gene Symbol	ACSL5
Species	Human, Mouse, Rat
Reactivity Notes	Mouse reactivity reported from a verified customer review.
Immunogen	Synthetic peptides corresponding to ACSL5(acyl-CoA synthetase long-chain family member 5) The peptide sequence was selected from the C terminal of ACSL5. Peptide sequence ACNYVKLEDVADMNYFTVNNEGEVCIKGTNVFKGYLKDPEKTQEALDSDG. The peptide sequence for this immunogen was taken from within the described region.
Product Application Details	
Applications	Western Blot, Simple Western, Immunohistochemistry, Immunohistochemistry-Paraffin
Recommended Dilutions	Western Blot 1.0 ug/ml, Simple Western, Immunohistochemistry 1:10 - 1:500, Immunohistochemistry-Paraffin 4 - 8 ug/mL

Images


Western Blot: ACSL5 Antibody [NBP1-59645] - Detection of ACSL5 in rat lysate. Image provided by Dr. Eric Klett of UNC School of Medicine.




Immunohistochemistry-Paraffin: ACSL5 Antibody [NBP1-59645] - IHC analysis of human skeletal muscle tissue. Antibody concentration of 4 - 8ug/mL.



Western Blot: ACSL5 Antibody [NBP1-59645] - Human placenta tissue lysate. Antibody at a concentration of 1 ug/mL.



Simple Western: ACSL5 Antibody [NBP1-59645] - Simple Western analysis of mouse liver lysate. Simple Western image submitted by a verified customer review.



Publications

Bauer PV, Duca FA, Waise TMZ et al. Lactobacillus gasseri in the Upper Small Intestine Impacts an ACSL3-Dependent Fatty Acid-Sensing Pathway Regulating Whole-Body Glucose Homeostasis. Cell Metab. 2018-03-06 [PMID: 29514066] (WB)

Klett EL, Chen S, Edin ML et al. Diminished acyl-CoA synthetase isoform 4 activity in INS 832/13 cells reduces cellular epoxyeicosatrienoic acid levels and results in impaired glucose-stimulated insulin secretion. J Biol Chem 2013 -06-13 [PMID: 23766516] (WB, Rat)





Novus Biologicals USA

10730 E. Briarwood Avenue
Centennial, CO 80112
USA
Phone: 303.730.1950
Toll Free: 1.888.506.6887
Fax: 303.730.1966
nb-customerservice@bio-techne.com

Bio-Techne Canada

21 Canmotor Ave
Toronto, ON M8Z 4E6
Canada
Phone: 905.827.6400
Toll Free: 855.668.8722
Fax: 905.827.6402
canada.inquires@bio-techne.com

Bio-Techne Ltd

19 Barton Lane
Abingdon Science Park
Abingdon, OX14 3NB, United Kingdom
Phone: (44) (0) 1235 529449
Free Phone: 0800 37 34 15
Fax: (44) (0) 1235 533420
info.EMEA@bio-techne.com

General Contact Information

www.novusbio.com
Technical Support: nb-technical@bio-techne.com
Orders: nb-customerservice@bio-techne.com
General: novus@novusbio.com

Products Related to NBP1-59645

HAF008	Goat anti-Rabbit IgG Secondary Antibody [HRP]
NB7160	Goat anti-Rabbit IgG (H+L) Secondary Antibody [HRP]
NBP2-24891	Rabbit IgG Isotype Control
H00051703-P01-10ug	Recombinant Human ACSL5 GST (N-Term) Protein

Limitations

This product is for research use only and is not approved for use in humans or in clinical diagnosis. Primary Antibodies are guaranteed for 1 year from date of receipt.

For more information on our 100% guarantee, please visit www.novusbio.com/guarantee

Earn gift cards/discounts by submitting a review: www.novusbio.com/reviews/submit/NBP1-59645

Earn gift cards/discounts by submitting a publication using this product:
www.novusbio.com/publications

