

# Product Datasheet

## Tetraspanin-4 Antibody - BSA Free NBP1-59438

Unit Size: 100 ul

Store at 4C short term. Aliquot and store at -20C long term. Avoid freeze-thaw cycles.

[www.novusbio.com](http://www.novusbio.com)



[technical@novusbio.com](mailto:technical@novusbio.com)

### Publications: 2

Protocols, Publications, Related Products, Reviews, Research Tools and Images at:  
[www.novusbio.com/NBP1-59438](http://www.novusbio.com/NBP1-59438)

Updated 2/21/2025 v.20.1

Earn rewards for product  
reviews and publications.

Submit a publication at [www.novusbio.com/publications](http://www.novusbio.com/publications)

Submit a review at [www.novusbio.com/reviews/destination/NBP1-59438](http://www.novusbio.com/reviews/destination/NBP1-59438)




**NBP1-59438**

Tetraspanin-4 Antibody - BSA Free

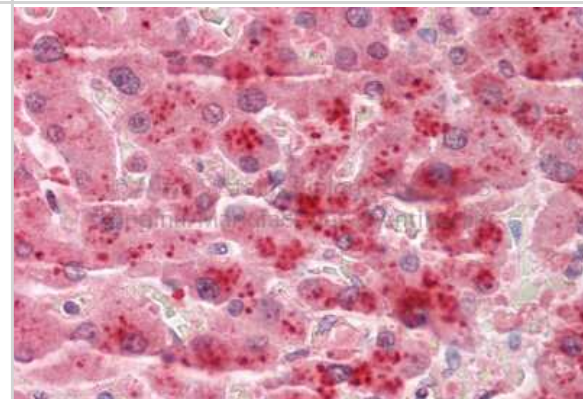
<b>Product Information</b>	
<b>Unit Size</b>	100 ul
<b>Concentration</b>	0.5 mg/ml
<b>Storage</b>	Store at 4C short term. Aliquot and store at -20C long term. Avoid freeze-thaw cycles.
<b>Clonality</b>	Polyclonal
<b>Preservative</b>	0.09% Sodium Azide
<b>Isotype</b>	IgG
<b>Purity</b>	Affinity purified
<b>Buffer</b>	PBS, 2% Sucrose
<b>Target Molecular Weight</b>	26 kDa
<b>Product Description</b>	
<b>Description</b>	The addition of 50% glycerol is optional for those storing this antibody at -20C and not aliquoting smaller units. However, please note that glycerol may interrupt some downstream antibody applications and should be added with caution.
<b>Host</b>	Rabbit
<b>Gene ID</b>	7106
<b>Gene Symbol</b>	TSPAN4
<b>Species</b>	Human
<b>Immunogen</b>	Synthetic peptides corresponding to TSPAN4 (tetraspanin 4) The peptide sequence was selected from the middle region of TSPAN4) Peptide sequence YTDKIDRYAQQDLKKGLHLYGTQGNVGLTNAWSIIQTDFRCCGVSNYTDW (NP_001020405). The peptide sequence for this immunogen was taken from within the described region.
<b>Product Application Details</b>	
<b>Applications</b>	Western Blot, Immunohistochemistry, Immunohistochemistry-Paraffin
<b>Recommended Dilutions</b>	Western Blot 1.0 ug/ml, Immunohistochemistry, Immunohistochemistry-Paraffin

## Images

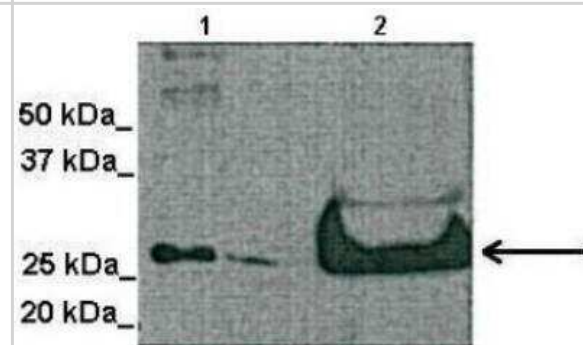
Western Blot: Tetraspanin-4 Antibody [NBP1-59438] - Jurkat cell lysate, concentration 0.2-1 ug/ml.



Immunohistochemistry: Tetraspanin-4 Antibody [NBP1-59438] - Human Adult Liver Observed Staining: Cytoplasm in hepatocytes Primary Antibody Concentration: 1 : 600 Secondary Antibody: Donkey anti-Rabbit-Cy3 Secondary Antibody Concentration: 1 : 200 Magnification: 20X Exposure Time: 0.5 2.0 sec.



Western Blot: Tetraspanin-4 Antibody [NBP1-59438] - GST-Tetraspanin EC2 Expressed in E. coli.



## Publications

Dong Y, Tang X, Zhao W, Liu P et Al. TSPAN4 influences glioblastoma progression through regulating EGFR stability iScience 2024-08-07 [PMID: 39108703]

Wu L, Yang S, Li H et al. TSPAN4-positive migrasome derived from retinal pigmented epithelium cells contributes to the development of proliferative vitreoretinopathy Journal of nanobiotechnology 2022-12-09 [PMID: 36494806] (WB, IHC, ICC/IF, Human, Rat)



### **Novus Biologicals USA**

10730 E. Briarwood Avenue  
Centennial, CO 80112  
USA  
Phone: 303.730.1950  
Toll Free: 1.888.506.6887  
Fax: 303.730.1966  
nb-customerservice@bio-techne.com

### **Bio-Techne Canada**

21 Canmotor Ave  
Toronto, ON M8Z 4E6  
Canada  
Phone: 905.827.6400  
Toll Free: 855.668.8722  
Fax: 905.827.6402  
canada.inquires@bio-techne.com

### **Bio-Techne Ltd**

19 Barton Lane  
Abingdon Science Park  
Abingdon, OX14 3NB, United Kingdom  
Phone: (44) (0) 1235 529449  
Free Phone: 0800 37 34 15  
Fax: (44) (0) 1235 533420  
info.EMEA@bio-techne.com

### **General Contact Information**

www.novusbio.com  
Technical Support: nb-technical@bio-techne.com  
Orders: nb-customerservice@bio-techne.com  
General: novus@novusbio.com

### **Products Related to NBP1-59438**

---

HAF008	Goat anti-Rabbit IgG Secondary Antibody [HRP]
NB7160	Goat anti-Rabbit IgG (H+L) Secondary Antibody [HRP]
NBP2-24891	Rabbit IgG Isotype Control
7268-CT-100	CTLA-4 [Unconjugated]

---

### **Limitations**

This product is for research use only and is not approved for use in humans or in clinical diagnosis. Primary Antibodies are guaranteed for 1 year from date of receipt.

For more information on our 100% guarantee, please visit [www.novusbio.com/guarantee](http://www.novusbio.com/guarantee)

Earn gift cards/discounts by submitting a review: [www.novusbio.com/reviews/submit/NBP1-59438](http://www.novusbio.com/reviews/submit/NBP1-59438)

Earn gift cards/discounts by submitting a publication using this product:  
[www.novusbio.com/publications](http://www.novusbio.com/publications)

