

# Product Datasheet

## Crossveinless-2/CV-2/BMPER Antibody - BSA Free NBP1-58041

Unit Size: 100 ul

Store at 4C short term. Aliquot and store at -20C long term. Avoid freeze-thaw cycles.

[www.novusbio.com](http://www.novusbio.com)



[technical@novusbio.com](mailto:technical@novusbio.com)

Protocols, Publications, Related Products, Reviews, Research Tools and Images at:  
[www.novusbio.com/NBP1-58041](http://www.novusbio.com/NBP1-58041)

Updated 2/21/2025 v.20.1

Earn rewards for product  
reviews and publications.

Submit a publication at [www.novusbio.com/publications](http://www.novusbio.com/publications)

Submit a review at [www.novusbio.com/reviews/destination/NBP1-58041](http://www.novusbio.com/reviews/destination/NBP1-58041)



**NBP1-58041**

Crossveinless-2/CV-2/BMPER Antibody - BSA Free

Product Information	
Unit Size	100 ul
Concentration	0.5 mg/ml
Storage	Store at 4C short term. Aliquot and store at -20C long term. Avoid freeze-thaw cycles.
Clonality	Polyclonal
Preservative	0.09% Sodium Azide
Isotype	IgG
Purity	Affinity purified
Buffer	PBS, 2% Sucrose

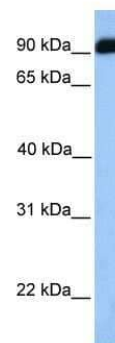
Product Description	
Description	The addition of 50% glycerol is optional for those storing this antibody at -20C and not aliquoting smaller units. However, please note that glycerol may interrupt some downstream antibody applications and should be added with caution.
Host	Rabbit
Gene ID	168667
Gene Symbol	BMPER
Species	Human
Immunogen	Synthetic peptides corresponding to BMPER(BMP binding endothelial regulator) The peptide sequence was selected from the C terminal of BMPER. Peptide sequence NGHKRDDLIGGDGNFKFDVDDFAESWRVESNEFCNRPQRKPVPELCQGTV. The peptide sequence for this immunogen was taken from within the described region.

Product Application Details	
Applications	Western Blot, Immunohistochemistry, Immunohistochemistry-Paraffin, Immunoprecipitation
Recommended Dilutions	Western Blot 1.0 ug/ml, Immunohistochemistry 1:10-1:500, Immunoprecipitation, Immunohistochemistry-Paraffin 1:10-1:500

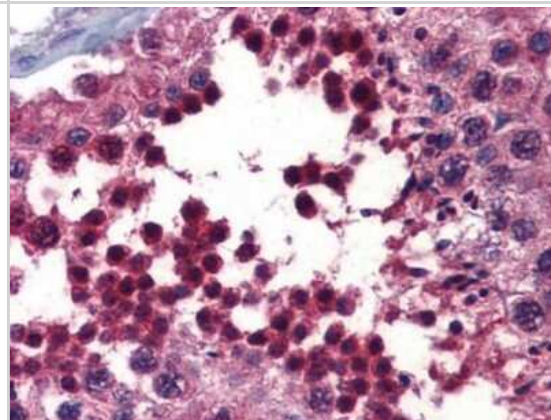


## Images

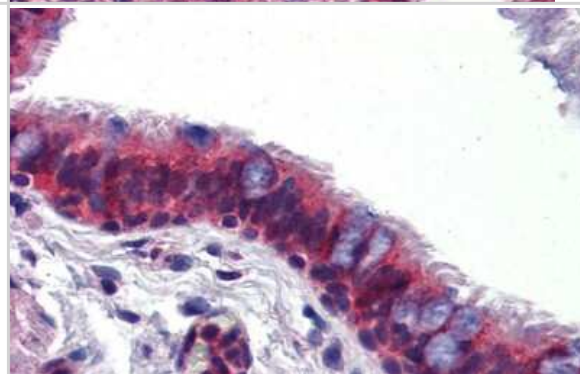
Western Blot: Crossveinless-2/CV-2/BMPER Antibody [NBP1-58041] - Human Fetal Heart Lysate, concentration 1 ug/ml.



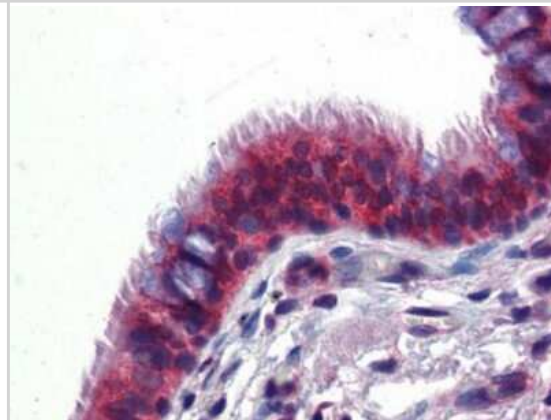
Immunohistochemistry-Paraffin: Crossveinless-2/CV-2/BMPER Antibody [NBP1-58041] - Human Lung



Immunohistochemistry-Paraffin: Crossveinless-2/CV-2/BMPER Antibody [NBP1-58041] - Human Lung, respiratory epithelium, 5.0ug/ml.



Immunohistochemistry-Paraffin: Crossveinless-2/CV-2/BMPER Antibody [NBP1-58041] - Human Lung.





### **Novus Biologicals USA**

10730 E. Briarwood Avenue  
Centennial, CO 80112  
USA  
Phone: 303.730.1950  
Toll Free: 1.888.506.6887  
Fax: 303.730.1966  
nb-customerservice@bio-techne.com

### **Bio-Techne Canada**

21 Canmotor Ave  
Toronto, ON M8Z 4E6  
Canada  
Phone: 905.827.6400  
Toll Free: 855.668.8722  
Fax: 905.827.6402  
canada.inquires@bio-techne.com

### **Bio-Techne Ltd**

19 Barton Lane  
Abingdon Science Park  
Abingdon, OX14 3NB, United Kingdom  
Phone: (44) (0) 1235 529449  
Free Phone: 0800 37 34 15  
Fax: (44) (0) 1235 533420  
info.EMEA@bio-techne.com

### **General Contact Information**

www.novusbio.com  
Technical Support: nb-technical@bio-techne.com  
Orders: nb-customerservice@bio-techne.com  
General: novus@novusbio.com

### **Products Related to NBP1-58041**

---

HAF008	Goat anti-Rabbit IgG Secondary Antibody [HRP]
NB7160	Goat anti-Rabbit IgG (H+L) Secondary Antibody [HRP]
NBP2-24891	Rabbit IgG Isotype Control
314-BP-010	BMP-4 [Unconjugated]

---

### **Limitations**

This product is for research use only and is not approved for use in humans or in clinical diagnosis. Primary Antibodies are guaranteed for 1 year from date of receipt.

For more information on our 100% guarantee, please visit [www.novusbio.com/guarantee](http://www.novusbio.com/guarantee)

Earn gift cards/discounts by submitting a review: [www.novusbio.com/reviews/submit/NBP1-58041](http://www.novusbio.com/reviews/submit/NBP1-58041)

Earn gift cards/discounts by submitting a publication using this product:  
[www.novusbio.com/publications](http://www.novusbio.com/publications)

