

Product Datasheet

Exosome component 4 Antibody - BSA Free NBP1-57180

Unit Size: 100ul

Store at 4C short term. Aliquot and store at -20C long term. Avoid freeze-thaw cycles.

www.novusbio.com



technical@novusbio.com

Protocols, Publications, Related Products, Reviews, Research Tools and Images at:
www.novusbio.com/NBP1-57180

Updated 2/21/2025 v.20.1

Earn rewards for product
reviews and publications.

Submit a publication at www.novusbio.com/publications

Submit a review at www.novusbio.com/reviews/destination/NBP1-57180



NBP1-57180

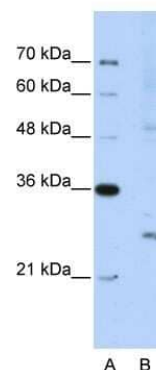
Exosome component 4 Antibody - BSA Free

| Product Information | |
|-----------------------------|--|
| Unit Size | 100ul |
| Concentration | 1 mg/ml |
| Storage | Store at 4C short term. Aliquot and store at -20C long term. Avoid freeze-thaw cycles. |
| Clonality | Polyclonal |
| Preservative | 0.09% Sodium Azide |
| Isotype | IgG |
| Purity | Protein A purified |
| Buffer | PBS, 2% Sucrose |
| Product Description | |
| Description | The addition of 50% glycerol is optional for those storing this antibody at -20C and not aliquoting smaller units. However, please note that glycerol may interrupt some downstream antibody applications and should be added with caution. |
| Host | Rabbit |
| Gene ID | 54512 |
| Gene Symbol | EXOSC4 |
| Species | Human |
| Immunogen | Synthetic peptides corresponding to EXOSC4 (exosome component 4) The peptide sequence was selected from the N terminal of Exosome component 4 . Peptide sequence SDQGYRVDGRRAGELRKIQARMGVFAQADGSAYIEQGNTKALAVVYGPHE. The peptide sequence for this immunogen was taken from within the described region. |
| Product Application Details | |
| Applications | Western Blot, Immunohistochemistry, Immunohistochemistry-Paraffin |
| Recommended Dilutions | Western Blot 1.0 ug/ml, Immunohistochemistry 1:10-1:500, Immunohistochemistry-Paraffin 1:10-1:500 |

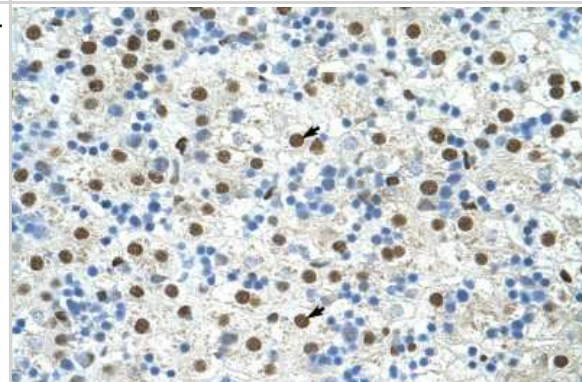


Images

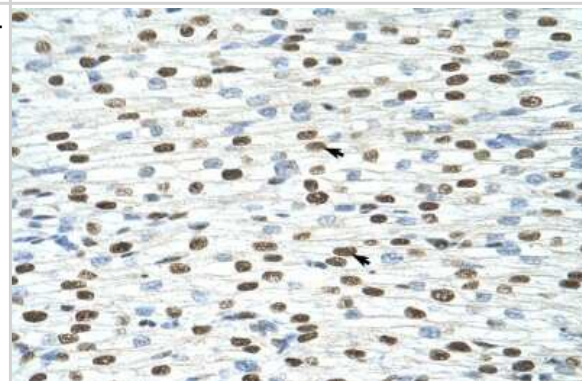
Western Blot: Exosome component 4 Antibody [NBP1-57180] - Jurkat cell lysate, Antibody Titration: 5.0ug/ml



Immunohistochemistry-Paraffin: Exosome component 4 Antibody [NBP1-57180] - Human Liver Tissue, antibody concentration 4-8ug/ml. Cells with positive label: Hepatocytes (indicated with arrows) 400X magnification.



Immunohistochemistry-Paraffin: Exosome component 4 Antibody [NBP1-57180] - Human Heart Tissue, antibody concentration 4-8ug/ml. Cells with positive label: Myocardial cells (indicated with arrows) 400X magnification.





Novus Biologicals USA

10730 E. Briarwood Avenue
Centennial, CO 80112
USA
Phone: 303.730.1950
Toll Free: 1.888.506.6887
Fax: 303.730.1966
nb-customerservice@bio-techne.com

Bio-Techne Canada

21 Canmotor Ave
Toronto, ON M8Z 4E6
Canada
Phone: 905.827.6400
Toll Free: 855.668.8722
Fax: 905.827.6402
canada.inquires@bio-techne.com

Bio-Techne Ltd

19 Barton Lane
Abingdon Science Park
Abingdon, OX14 3NB, United Kingdom
Phone: (44) (0) 1235 529449
Free Phone: 0800 37 34 15
Fax: (44) (0) 1235 533420
info.EMEA@bio-techne.com

General Contact Information

www.novusbio.com
Technical Support: nb-technical@bio-techne.com
Orders: nb-customerservice@bio-techne.com
General: novus@novusbio.com

Products Related to NBP1-57180

| | |
|------------|---|
| HAF008 | Goat anti-Rabbit IgG Secondary Antibody [HRP] |
| NB7160 | Goat anti-Rabbit IgG (H+L) Secondary Antibody [HRP] |
| NBP2-24891 | Rabbit IgG Isotype Control |
| NBP2-23032 | Recombinant Human Exosome component 4 His Protein |

Limitations

This product is for research use only and is not approved for use in humans or in clinical diagnosis. Primary Antibodies are guaranteed for 1 year from date of receipt.

For more information on our 100% guarantee, please visit www.novusbio.com/guarantee

Earn gift cards/discounts by submitting a review: www.novusbio.com/reviews/submit/NBP1-57180

Earn gift cards/discounts by submitting a publication using this product:
www.novusbio.com/publications

