

Product Datasheet

GNL3L Antibody - BSA Free

NBP1-55241

Unit Size: 100 ul

Store at 4C short term. Aliquot and store at -20C long term. Avoid freeze-thaw cycles.

www.novusbio.com



technical@novusbio.com

Protocols, Publications, Related Products, Reviews, Research Tools and Images at:
www.novusbio.com/NBP1-55241

Updated 2/21/2025 v.20.1

Earn rewards for product
reviews and publications.

Submit a publication at www.novusbio.com/publications

Submit a review at www.novusbio.com/reviews/destination/NBP1-55241



NBP1-55241

GNL3L Antibody - BSA Free

Product Information

Unit Size	100 ul
Concentration	0.5 mg/ml
Storage	Store at 4C short term. Aliquot and store at -20C long term. Avoid freeze-thaw cycles.
Clonality	Polyclonal
Preservative	0.09% Sodium Azide
Isotype	IgG
Purity	Affinity purified
Buffer	PBS, 2% Sucrose
Target Molecular Weight	65 kDa

Product Description

Description	The addition of 50% glycerol is optional for those storing this antibody at -20C and not aliquoting smaller units. However, please note that glycerol may interrupt some downstream antibody applications and should be added with caution.
Host	Rabbit
Gene ID	54552
Gene Symbol	GNL3L
Species	Human
Immunogen	Synthetic peptides corresponding to GNL3L(guanine nucleotide binding protein-like 3 (nucleolar)-like) The peptide sequence was selected from the N terminal of GNL3L. Peptide sequence QQAAREQERQKRRTIESYCQDVLRRQEEFEHKEEVLQELNMFQQLDDEAT. The peptide sequence for this immunogen was taken from within the described region.

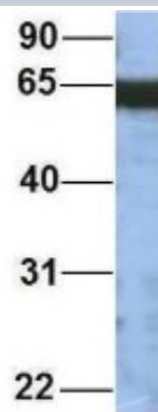
Product Application Details

Applications	Western Blot, Immunocytochemistry/ Immunofluorescence
Recommended Dilutions	Western Blot 1.0 ug/ml, Immunocytochemistry/ Immunofluorescence

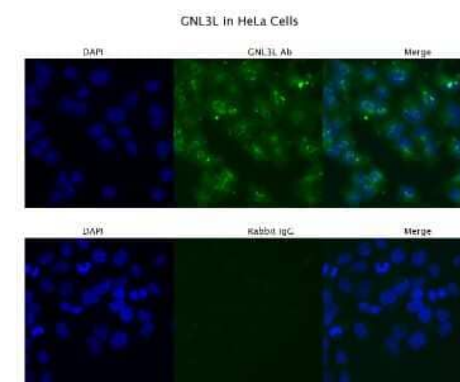


Images

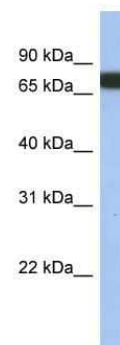
Western Blot: GNL3L Antibody [NBP1-55241] - Analysis of 721_B cell lysate. Antibody Dilution: 1.0 ug/ml GNL3L is strongly supported by BioGPS gene expression data to be expressed in Human 721_B cells.



Immunocytochemistry/Immunofluorescence: GNL3L Antibody [NBP1-55241] - Sample Type: HeLa, Primary Antibody Dilution: 4 ug/ml



Western Blot: GNL3L Antibody [NBP1-55241] - Human Lung lysate, concentration 0.2-1 ug/ml.





Novus Biologicals USA

10730 E. Briarwood Avenue
Centennial, CO 80112
USA
Phone: 303.730.1950
Toll Free: 1.888.506.6887
Fax: 303.730.1966
nb-customerservice@bio-techne.com

Bio-Techne Canada

21 Canmotor Ave
Toronto, ON M8Z 4E6
Canada
Phone: 905.827.6400
Toll Free: 855.668.8722
Fax: 905.827.6402
canada.inquires@bio-techne.com

Bio-Techne Ltd

19 Barton Lane
Abingdon Science Park
Abingdon, OX14 3NB, United Kingdom
Phone: (44) (0) 1235 529449
Free Phone: 0800 37 34 15
Fax: (44) (0) 1235 533420
info.EMEA@bio-techne.com

General Contact Information

www.novusbio.com
Technical Support: nb-technical@bio-techne.com
Orders: nb-customerservice@bio-techne.com
General: novus@novusbio.com

Products Related to NBP1-55241

HAF008	Goat anti-Rabbit IgG Secondary Antibody [HRP]
NB7160	Goat anti-Rabbit IgG (H+L) Secondary Antibody [HRP]
NBP2-24891	Rabbit IgG Isotype Control
H00054552-P01-10ug	Recombinant Human GNL3L GST (N-Term) Protein

Limitations

This product is for research use only and is not approved for use in humans or in clinical diagnosis. Primary Antibodies are guaranteed for 1 year from date of receipt.

For more information on our 100% guarantee, please visit www.novusbio.com/guarantee

Earn gift cards/discounts by submitting a review: www.novusbio.com/reviews/submit/NBP1-55241

Earn gift cards/discounts by submitting a publication using this product:
www.novusbio.com/publications

