

Product Datasheet

PDK4 Antibody - BSA Free NBP1-54723

Unit Size: 100 ul

Store at 4C short term. Aliquot and store at -20C long term. Avoid freeze-thaw cycles.

www.novusbio.com



technical@novusbio.com

Publications: 3

Protocols, Publications, Related Products, Reviews, Research Tools and Images at:
www.novusbio.com/NBP1-54723

Updated 2/21/2025 v.20.1

Earn rewards for product
reviews and publications.

Submit a publication at www.novusbio.com/publications

Submit a review at www.novusbio.com/reviews/destination/NBP1-54723



NBP1-54723

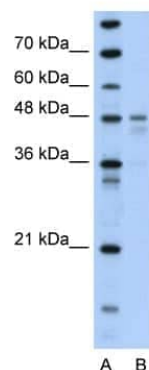
PDK4 Antibody - BSA Free

Product Information	
Unit Size	100 ul
Concentration	0.5 mg/ml
Storage	Store at 4C short term. Aliquot and store at -20C long term. Avoid freeze-thaw cycles.
Clonality	Polyclonal
Preservative	0.09% Sodium Azide
Isotype	IgG
Purity	Affinity purified
Buffer	PBS, 2% Sucrose
Target Molecular Weight	46 kDa
Product Description	
Description	The addition of 50% glycerol is optional for those storing this antibody at -20C and not aliquoting smaller units. However, please note that glycerol may interrupt some downstream antibody applications and should be added with caution.
Host	Rabbit
Gene ID	5166
Gene Symbol	PDK4
Species	Human
Immunogen	Synthetic peptides corresponding to PDK4(pyruvate dehydrogenase kinase, isozyme 4) The peptide sequence was selected from the N terminal of PDK4. Peptide sequence MKAARFVLR SAGSLNGAGLVPREVEHFSRYSPLSMKQLLDGSENACE. The peptide sequence for this immunogen was taken from within the described region.
Product Application Details	
Applications	Western Blot, Immunohistochemistry, Immunohistochemistry-Paraffin, Knockdown Validated
Recommended Dilutions	Western Blot 1.0 ug/ml, Immunohistochemistry 1:10-1:500, Immunohistochemistry-Paraffin 1:10-1:500, Knockdown Validated

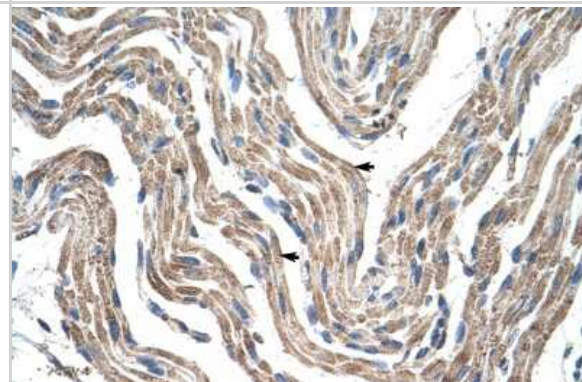


Images

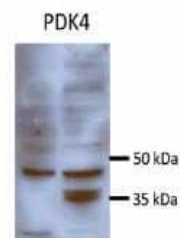
Western Blot: PDK4 Antibody [NBP1-54723] - Titration: 0.2-1 ug/ml
Positive Control: Transfected 293T.



Immunohistochemistry-Paraffin: PDK4 Antibody [NBP1-54723] - Human Muscle Tissue, Skeletal muscle cells (Indicated with Arrows) 4-8ug/ml.



Western Blot: PDK4 Antibody [NBP1-54723] - Sample Type: Huh7 HepG2 (50ug) Primary Antibody Dilution: 1:500 Image Submitted By: Partha Kasturi University of Kansas Medical Center.



See Immunoblot 2 for more information.

Publications

Zhang F, Liu L, Xie Y et al. Cardiac contractility modulation ameliorates myocardial metabolic remodeling in a rabbit model of chronic heart failure through activation of AMPK and PPAR- γ pathway Open Med (Wars) 2022-02-22 [PMID: 35799598] (Western Blot)

Thoudam T, Chanda D, Lee JY et al. Enhanced Ca²⁺-channeling complex formation at the ER-mitochondria interface underlies the pathogenesis of alcohol-associated liver disease Nature communications 2023-03-27 [PMID: 36973273] (IHC-P, Human)

Zhu Y, Liu Q, Liao M et al. Overexpression of LncRNA EPB41L4A-AS1 induces metabolic reprogramming in trophoblast cells and placenta tissue of miscarriage Molecular Therapy - Nucleic Acids 2019-09-01 [PMID: 31671345] (KD, WB, Human)



Novus Biologicals USA

10730 E. Briarwood Avenue
Centennial, CO 80112
USA
Phone: 303.730.1950
Toll Free: 1.888.506.6887
Fax: 303.730.1966
nb-customerservice@bio-techne.com

Bio-Techne Canada

21 Canmotor Ave
Toronto, ON M8Z 4E6
Canada
Phone: 905.827.6400
Toll Free: 855.668.8722
Fax: 905.827.6402
canada.inquires@bio-techne.com

Bio-Techne Ltd

19 Barton Lane
Abingdon Science Park
Abingdon, OX14 3NB, United Kingdom
Phone: (44) (0) 1235 529449
Free Phone: 0800 37 34 15
Fax: (44) (0) 1235 533420
info.EMEA@bio-techne.com

General Contact Information

www.novusbio.com
Technical Support: nb-technical@bio-techne.com
Orders: nb-customerservice@bio-techne.com
General: novus@novusbio.com

Products Related to NBP1-54723

HAF008	Goat anti-Rabbit IgG Secondary Antibody [HRP]
NB7160	Goat anti-Rabbit IgG (H+L) Secondary Antibody [HRP]
NBP2-24891	Rabbit IgG Isotype Control
NBP1-07047PEP	PDK4 Antibody Blocking Peptide

Limitations

This product is for research use only and is not approved for use in humans or in clinical diagnosis. Primary Antibodies are guaranteed for 1 year from date of receipt.

For more information on our 100% guarantee, please visit www.novusbio.com/guarantee

Earn gift cards/discounts by submitting a review: www.novusbio.com/reviews/submit/NBP1-54723

Earn gift cards/discounts by submitting a publication using this product:
www.novusbio.com/publications

