

Product Datasheet

Proteasome 20S beta2 Antibody - BSA Free NBP1-54590

Unit Size: 100 ul

Store at 4C short term. Aliquot and store at -20C long term. Avoid freeze-thaw cycles.

www.novusbio.com



technical@novusbio.com

Protocols, Publications, Related Products, Reviews, Research Tools and Images at:
www.novusbio.com/NBP1-54590

Updated 2/21/2025 v.20.1

Earn rewards for product
reviews and publications.

Submit a publication at www.novusbio.com/publications

Submit a review at www.novusbio.com/reviews/destination/NBP1-54590



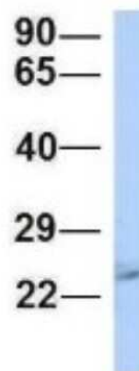
NBP1-54590

Proteasome 20S beta2 Antibody - BSA Free


Product Information	
Unit Size	100 ul
Concentration	0.5 mg/ml
Storage	Store at 4C short term. Aliquot and store at -20C long term. Avoid freeze-thaw cycles.
Clonality	Polyclonal
Preservative	0.09% Sodium Azide
Isotype	IgG
Purity	Affinity purified
Buffer	PBS, 2% Sucrose
Target Molecular Weight	23 kDa
Product Description	
Description	The addition of 50% glycerol is optional for those storing this antibody at -20C and not aliquoting smaller units. However, please note that glycerol may interrupt some downstream antibody applications and should be added with caution.
Host	Rabbit
Gene ID	5690
Gene Symbol	PSMB2
Species	Human
Specificity/Sensitivity	This product is specific to Subunit or Isoform: beta type-2.
Immunogen	Synthetic peptides corresponding to PSMB2(proteasome (prosome, macropain) subunit, beta type, 2) The peptide sequence was selected from the middle region of PSMB2 (NP_002785). Peptide sequence LDRIYYTPTISRERAVELLRKCLEELQKRFILNLPTFSVRIIDKNGIHDL. The peptide sequence for this immunogen was taken from within the described region.
Product Application Details	
Applications	Western Blot
Recommended Dilutions	Western Blot 1.0 ug/ml

Images


Western Blot: Proteasome 20S beta2 Antibody [NBP1-54590] - Analysis of HepG2 cell lysate. Antibody Dilution: 1.0 ug/ml PSMB2 is supported by BioGPS gene expression data to be expressed in HepG2.



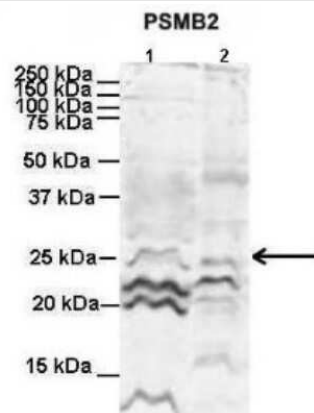
Western Blot: Proteasome 20S beta2 Antibody [NBP1-54590] - Titration: 0.2-1 ug/ml, Positive Control: Hela cell lysate.



Western Blot: Proteasome 20S beta2 Antibody [NBP1-54590] - Jurkat, Antibody Dilution: 1.0 ug/ml PSMB2 is strongly supported by BioGPS gene expression data to be expressed in Jurkat.



Western Blot: Proteasome 20S beta2 Antibody [NBP1-54590] - Titration: 2 ug/ml Positive Control: Human NT-2 cells and Mouse WT brain.





Novus Biologicals USA

10730 E. Briarwood Avenue
Centennial, CO 80112
USA
Phone: 303.730.1950
Toll Free: 1.888.506.6887
Fax: 303.730.1966
nb-customerservice@bio-techne.com

Bio-Techne Canada

21 Canmotor Ave
Toronto, ON M8Z 4E6
Canada
Phone: 905.827.6400
Toll Free: 855.668.8722
Fax: 905.827.6402
canada.inquires@bio-techne.com

Bio-Techne Ltd

19 Barton Lane
Abingdon Science Park
Abingdon, OX14 3NB, United Kingdom
Phone: (44) (0) 1235 529449
Free Phone: 0800 37 34 15
Fax: (44) (0) 1235 533420
info.EMEA@bio-techne.com

General Contact Information

www.novusbio.com
Technical Support: nb-technical@bio-techne.com
Orders: nb-customerservice@bio-techne.com
General: novus@novusbio.com

Products Related to NBP1-54590

HAF008	Goat anti-Rabbit IgG Secondary Antibody [HRP]
NB7160	Goat anti-Rabbit IgG (H+L) Secondary Antibody [HRP]
NBP2-24891	Rabbit IgG Isotype Control
NBP1-78820-50ug	Recombinant Human Proteasome 20S beta2 His Protein

Limitations

This product is for research use only and is not approved for use in humans or in clinical diagnosis. Primary Antibodies are guaranteed for 1 year from date of receipt.

For more information on our 100% guarantee, please visit www.novusbio.com/guarantee

Earn gift cards/discounts by submitting a review: www.novusbio.com/reviews/submit/NBP1-54590

Earn gift cards/discounts by submitting a publication using this product:
www.novusbio.com/publications

