

Product Datasheet

ADAMTS4 Antibody - BSA Free

NBP1-54369

Unit Size: 100 ul

Store at 4C short term. Aliquot and store at -20C long term. Avoid freeze-thaw cycles.

www.novusbio.com



technical@novusbio.com

Publications: 2

Protocols, Publications, Related Products, Reviews, Research Tools and Images at:
www.novusbio.com/NBP1-54369

Updated 2/21/2025 v.20.1

Earn rewards for product
reviews and publications.

Submit a publication at www.novusbio.com/publications

Submit a review at www.novusbio.com/reviews/destination/NBP1-54369



NBP1-54369

ADAMTS4 Antibody - BSA Free


| Product Information | |
|-----------------------------|--|
| Unit Size | 100 ul |
| Concentration | 0.5 mg/ml |
| Storage | Store at 4C short term. Aliquot and store at -20C long term. Avoid freeze-thaw cycles. |
| Clonality | Polyclonal |
| Preservative | 0.09% Sodium Azide |
| Isotype | IgG |
| Purity | Affinity purified |
| Buffer | PBS, 2% Sucrose |
| Target Molecular Weight | 37 kDa |
| Product Description | |
| Description | The addition of 50% glycerol is optional for those storing this antibody at -20C and not aliquoting smaller units. However, please note that glycerol may interrupt some downstream antibody applications and should be added with caution. |
| Host | Rabbit |
| Gene ID | 9507 |
| Gene Symbol | ADAMTS4 |
| Species | Human, Mouse |
| Reactivity Notes | Mouse reactivity reported in scientific literature (PMID:31830525). |
| Immunogen | Synthetic peptides corresponding to ADAMTS4(ADAM metalloproteinase with thrombospondin type 1 motif, 4) The peptide sequence was selected from the N terminal of ADAMTS4 (AAH30812). Peptide sequence GVQVEGLTVQYLQGAPPELLGGAEPGTYLTGTINGDPESVASLHWDGGALL. The peptide sequence for this immunogen was taken from within the described region. |
| Product Application Details | |
| Applications | Western Blot, Immunohistochemistry, Immunohistochemistry-Paraffin |
| Recommended Dilutions | Western Blot 1.0 ug/ml, Immunohistochemistry 1:10-1:500, Immunohistochemistry-Paraffin 4-8 ug/ml |



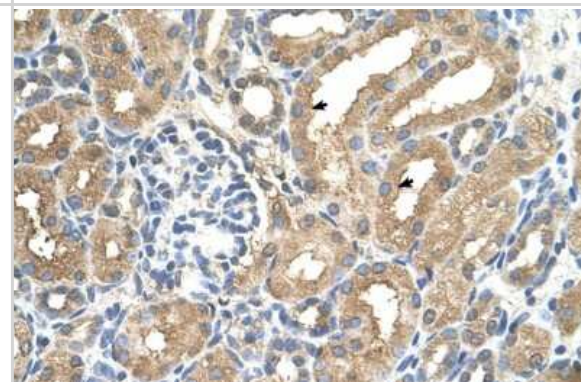
Images

Western Blot: ADAMTS4 Antibody [NBP1-54369] - Sample Tissue: Human Fetal Lung Antibody Dilution: 1.0 ug/ml

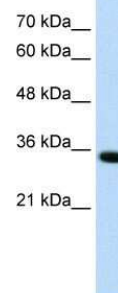
ADAMTS4



Immunohistochemistry-Paraffin: ADAMTS4 Antibody [NBP1-54369] - Human kidney Tissue, antibody concentration 4-8ug/ml. Cells with positive label: renal corpuscle cells (indicated with arrows) 400X magnification.



Western Blot: ADAMTS4 Antibody [NBP1-54369] - HepG2 cell lysate, Antibody Titration: 0.2-1 ug/ml



Publications

Tatar M, Uslu S, Öner J Expression of placental growth factor and a disintegrin and metalloprotease with a thrombospondin type motifs 1-4-8 during the three trimesters of rat pregnancy at the maternal-fetal interface *Anatomia, histologia, embryologia* 2023-07-09 [PMID: 37424113]

Gagliardi F, Narayanan A, Gallotti AL, et al. Enhanced SPARCL1 expression in cancer stem cells improves preclinical modeling of glioblastoma by promoting both tumor infiltration and angiogenesis *Neurobiol. Dis.* 2019-12-10 [PMID: 31830525] (WB, Mouse)



Novus Biologicals USA

10730 E. Briarwood Avenue
Centennial, CO 80112
USA
Phone: 303.730.1950
Toll Free: 1.888.506.6887
Fax: 303.730.1966
nb-customerservice@bio-techne.com

Bio-Techne Canada

21 Canmotor Ave
Toronto, ON M8Z 4E6
Canada
Phone: 905.827.6400
Toll Free: 855.668.8722
Fax: 905.827.6402
canada.inquires@bio-techne.com

Bio-Techne Ltd

19 Barton Lane
Abingdon Science Park
Abingdon, OX14 3NB, United Kingdom
Phone: (44) (0) 1235 529449
Free Phone: 0800 37 34 15
Fax: (44) (0) 1235 533420
info.EMEA@bio-techne.com

General Contact Information

www.novusbio.com
Technical Support: nb-technical@bio-techne.com
Orders: nb-customerservice@bio-techne.com
General: novus@novusbio.com

Products Related to NBP1-54369

| | |
|---------------|---|
| HAF008 | Goat anti-Rabbit IgG Secondary Antibody [HRP] |
| NB7160 | Goat anti-Rabbit IgG (H+L) Secondary Antibody [HRP] |
| NBP2-24891 | Rabbit IgG Isotype Control |
| NBP2-57839PEP | ADAMTS4 Recombinant Protein Antigen |

Limitations

This product is for research use only and is not approved for use in humans or in clinical diagnosis. Primary Antibodies are guaranteed for 1 year from date of receipt.

For more information on our 100% guarantee, please visit www.novusbio.com/guarantee

Earn gift cards/discounts by submitting a review: www.novusbio.com/reviews/submit/NBP1-54369

Earn gift cards/discounts by submitting a publication using this product:
www.novusbio.com/publications

