

Product Datasheet

Septin-4 Antibody NBP1-52096

Unit Size: 0.1 mg

Store at -20C. Avoid freeze-thaw cycles.

www.novusbio.com



technical@novusbio.com

Publications: 1

Protocols, Publications, Related Products, Reviews, Research Tools and Images at:
www.novusbio.com/NBP1-52096

Updated 9/9/2025 v.20.1

Earn rewards for product
reviews and publications.

Submit a publication at www.novusbio.com/publications

Submit a review at www.novusbio.com/reviews/destination/NBP1-52096



NBP1-52096**Septin-4 Antibody**

Product Information	
Unit Size	0.1 mg
Concentration	0.5 mg/ml
Storage	Store at -20C. Avoid freeze-thaw cycles.
Clonality	Polyclonal
Preservative	0.02% Sodium Azide
Isotype	IgG
Purity	Immunogen affinity purified
Buffer	Tris saline (20 mM Tris pH 7.3, 150 mM NaCl), 0.5% BSA

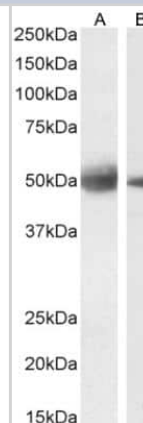
Product Description	
Description	Novus Biologicals Goat Septin-4 Antibody (NBP1-52096) is a polyclonal antibody validated for use in WB, ELISA and Flow. Anti-Septin-4 Antibody: Cited in 1 publication. All Novus Biologicals antibodies are covered by our 100% guarantee.
Host	Goat
Gene ID	5414
Gene Symbol	SEPTIN4
Species	Human, Mouse
Specificity/Sensitivity	This antibody is expected to recognize all reported isoforms (NP_004565.1; NP_536340.1; NP_536341.1, NP_001185642.1). Amino acid numbering in name refers to NP_004565.1 sequence.
Immunogen	Peptide with sequence C-ELSKFVKDFSGN corresponding to internal region according to NP_004565.1, NP_536340.1, NP_536341.1, NP_001185642.1.

Product Application Details	
Applications	Western Blot, Flow Cytometry, Peptide ELISA
Recommended Dilutions	Western Blot 0.1-0.3 ug/mL, Flow Cytometry 10 ug/ml, Peptide ELISA Detection limit 1:16000
Application Notes	WB: Approx 55kDa band observed in nuclear lysates of cell lines Jurkat and in LNCaP cell lysates, 50-55kDa in Human Cerebellum lysates, and approx. 50kDa in Mouse Brain lysates (calculated MW of 53.0kDa according to Human NP_536341.1 and 49.4kDa according to Mouse NP_001271323.1).

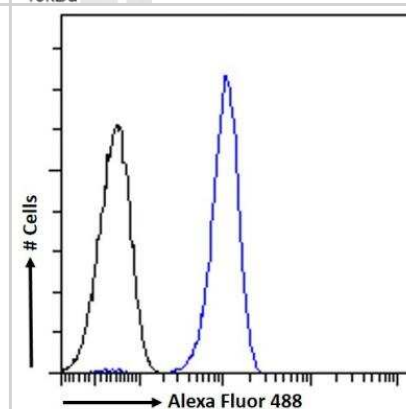


Images

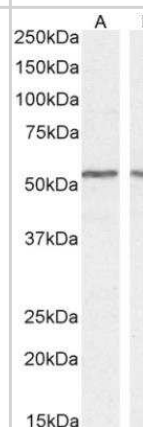
Western Blot: Septin-4 Antibody [NBP1-52096] - (0.3ug/ml) staining of 1Human Cerebellum (A) and Mouse Brain (B) lysate (35ug protein in RIPA buffer). Detected by chemiluminescence.



Flow Cytometry: Septin-4 Antibody [NBP1-52096] - Analysis of paraformaldehyde fixed Jurkat cells (blue line), permeabilized with 0.5% Triton. Primary incubation 1hr (10ug/ml) followed by Alexa Fluor 488 secondary antibody (1ug/ml). IgG control: Unimmunized goat IgG (black line) followed by Alexa Fluor 488 secondary antibody.



Western Blot: Septin-4 Antibody [NBP1-52096] - (0.3ug/ml) staining of Jurkat nuclear (A) and LNCaP (B) cell lysate (35ug protein in RIPA buffer). Detected by chemiluminescence.



Publications

Lhuillier P, Rode B, Escalier D et al. Absence of annulus in human asthenozoospermia: case report. Hum Reprod 2009-06-01 [PMID: 19221096]



Novus Biologicals USA

10730 E. Briarwood Avenue
Centennial, CO 80112
USA
Phone: 303.730.1950
Toll Free: 1.888.506.6887
Fax: 303.730.1966
nb-customerservice@bio-techne.com

Bio-Techne Canada

21 Canmotor Ave
Toronto, ON M8Z 4E6
Canada
Phone: 905.827.6400
Toll Free: 855.668.8722
Fax: 905.827.6402
canada.inquires@bio-techne.com

Bio-Techne Ltd

19 Barton Lane
Abingdon Science Park
Abingdon, OX14 3NB, United Kingdom
Phone: (44) (0) 1235 529449
Free Phone: 0800 37 34 15
Fax: (44) (0) 1235 533420
info.EMEA@bio-techne.com

General Contact Information

www.novusbio.com
Technical Support: nb-technical@bio-techne.com
Orders: nb-customerservice@bio-techne.com
General: novus@novusbio.com

Products Related to NBP1-52096

HAF017	Rabbit anti-Goat IgG Secondary Antibody [HRP (Horseradish Peroxidase)]
HAF109	Donkey anti-Goat IgG Secondary Antibody [HRP (Horseradish Peroxidase)]
NB410-28088-1mg	Goat IgG Isotype Control
H00005414-P01-10ug	Recombinant Human Septin-4 GST (N-Term) Protein

Limitations

This product is for research use only and is not approved for use in humans or in clinical diagnosis. Primary Antibodies are guaranteed for 1 year from date of receipt.

For more information on our 100% guarantee, please visit www.novusbio.com/guarantee

Earn gift cards/discounts by submitting a review: www.novusbio.com/reviews/submit/NBP1-52096

Earn gift cards/discounts by submitting a publication using this product:
www.novusbio.com/publications



