

Product Datasheet

Kallikrein 3/PSA Antibody (5A11E9) - BSA Free NBP1-51541

Unit Size: 0.1 ml

Store at 4C short term. Aliquot and store at -20C long term. Avoid freeze-thaw cycles.

www.novusbio.com



technical@novusbio.com

Protocols, Publications, Related Products, Reviews, Research Tools and Images at:
www.novusbio.com/NBP1-51541

Updated 10/23/2024 v.20.1

Earn rewards for product
reviews and publications.

Submit a publication at www.novusbio.com/publications

Submit a review at www.novusbio.com/reviews/destination/NBP1-51541



NBP1-51541

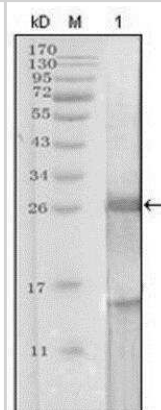
Kallikrein 3/PSA Antibody (5A11E9) - BSA Free

Product Information	
Unit Size	0.1 ml
Concentration	1.0 mg/ml
Storage	Store at 4C short term. Aliquot and store at -20C long term. Avoid freeze-thaw cycles.
Clonality	Monoclonal
Clone	5A11E9
Preservative	0.02% Sodium Azide
Isotype	IgG1
Purity	Protein G purified
Buffer	PBS
Product Description	
Host	Mouse
Gene ID	354
Gene Symbol	KLK3
Species	Human
Immunogen	Purified recombinant fragment of Prostate Specific Antigen (amino acids 26-251) expressed in E. coli. [UniProt# P07288]
Product Application Details	
Applications	Western Blot, ELISA, Flow Cytometry, Immunohistochemistry, Immunohistochemistry-Paraffin
Recommended Dilutions	Western Blot 1:500-1:2000, Flow Cytometry 1:200-1:400, ELISA 1:10000, Immunohistochemistry 1:10-1:500, Immunohistochemistry-Paraffin 1:200-1:1000
Application Notes	This Prostate Specific Antigen (5A11E9) antibody is useful for Western blot, Flow Cytometry, Immunohistochemistry on paraffin-embedded sections and ELISA.

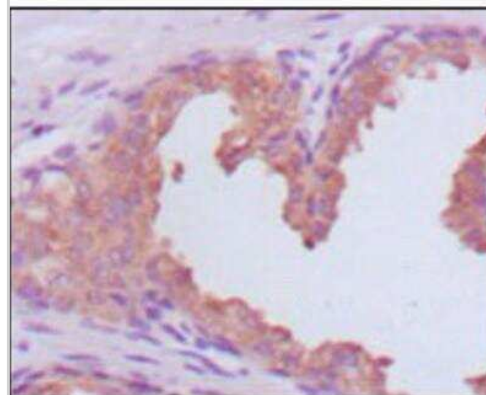


Images

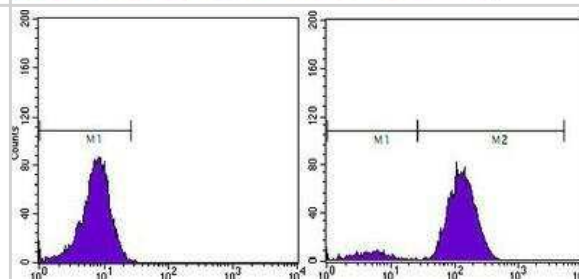
Western Blot: Kallikrein 3/PSA Antibody (5A11E9) [NBP1-51541] - Analysis against truncated Prostate Specific Antigen recombinant protein.



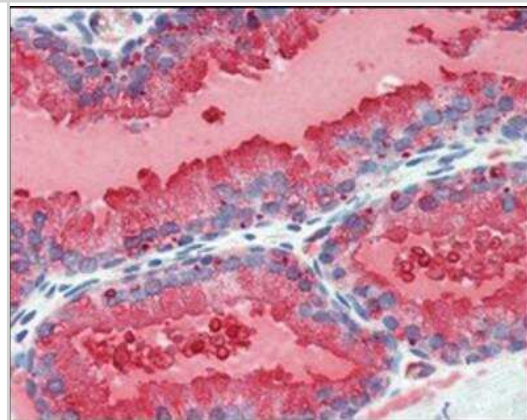
Immunohistochemistry-Paraffin: Kallikrein 3/PSA Antibody (5A11E9) [NBP1-51541] - Analysis of paraffin-embedded human prostate carcinoma tissues, showing cytoplasmic localization using Prostate Specific Antigen mouse mAb with DAB staining.



Flow Cytometry: Kallikrein 3/PSA Antibody (5A11E9) [NBP1-51541] - Flow cytometric analysis of PC-3 cells using Prostate Specific Antigen mouse mAb (right) and negative control (left).



Immunohistochemistry-Paraffin: Kallikrein 3/PSA Antibody (5A11E9) [NBP1-51541] - Analysis of paraffin-embedded human prostate tissues using Prostate Specific Antigen mouse mAb with DAB staining.





Novus Biologicals USA

10730 E. Briarwood Avenue
Centennial, CO 80112
USA
Phone: 303.730.1950
Toll Free: 1.888.506.6887
Fax: 303.730.1966
nb-customerservice@bio-techne.com

Bio-Techne Canada

21 Canmotor Ave
Toronto, ON M8Z 4E6
Canada
Phone: 905.827.6400
Toll Free: 855.668.8722
Fax: 905.827.6402
canada.inquires@bio-techne.com

Bio-Techne Ltd

19 Barton Lane
Abingdon Science Park
Abingdon, OX14 3NB, United Kingdom
Phone: (44) (0) 1235 529449
Free Phone: 0800 37 34 15
Fax: (44) (0) 1235 533420
info.EMEA@bio-techne.com

General Contact Information

www.novusbio.com
Technical Support: nb-technical@bio-techne.com
Orders: nb-customerservice@bio-techne.com
General: novus@novusbio.com

Products Related to NBP1-51541

HAF007	Goat anti-Mouse IgG Secondary Antibody [HRP]
NB720-B	Rabbit anti-Mouse IgG (H+L) Secondary Antibody [Biotin]
NBP1-97005-0.5mg	Mouse IgG1 Isotype Control (MG1)
NBP2-61380-1mg	Recombinant Human Kallikrein 3/PSA Protein

Limitations

This product is for research use only and is not approved for use in humans or in clinical diagnosis. Primary Antibodies are guaranteed for 1 year from date of receipt.

For more information on our 100% guarantee, please visit www.novusbio.com/guarantee

Earn gift cards/discounts by submitting a review: www.novusbio.com/reviews/submit/NBP1-51541

Earn gift cards/discounts by submitting a publication using this product:
www.novusbio.com/publications

