

# Product Datasheet

## CEBP Beta Antibody - BSA Free

### NBP1-46179

Unit Size: 100 ul

Store at 4C. Do not freeze.

[www.novusbio.com](http://www.novusbio.com)



[technical@novusbio.com](mailto:technical@novusbio.com)

#### Publications: 2

Protocols, Publications, Related Products, Reviews, Research Tools and Images at:  
[www.novusbio.com/NBP1-46179](http://www.novusbio.com/NBP1-46179)

Updated 9/9/2025 v.20.1

Earn rewards for product  
reviews and publications.

Submit a publication at [www.novusbio.com/publications](http://www.novusbio.com/publications)

Submit a review at [www.novusbio.com/reviews/destination/NBP1-46179](http://www.novusbio.com/reviews/destination/NBP1-46179)



**NBP1-46179**

CEBP Beta Antibody - BSA Free

Product Information	
Unit Size	100 ul
Concentration	1.0 mg/ml
Storage	Store at 4C. Do not freeze.
Clonality	Polyclonal
Preservative	0.09% Sodium Azide
Isotype	IgG
Purity	Immunogen affinity purified
Buffer	Tris-Citrate/Phosphate (pH 7.0 - 8.0)

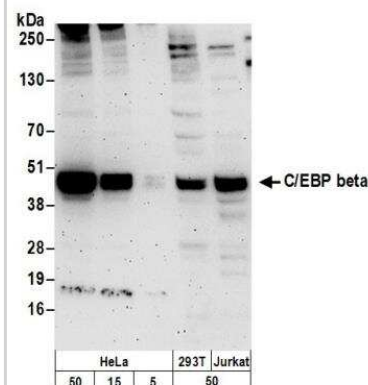
Product Description	
Description	Novus Biologicals Rabbit CEBP Beta Antibody - BSA Free (NBP1-46179) is a polyclonal antibody validated for use in IHC, WB, ICC/IF, IP and ChIP. Anti-CEBP Beta Antibody: Cited in 2 publications. All Novus Biologicals antibodies are covered by our 100% guarantee.
Host	Rabbit
Gene ID	1051
Gene Symbol	CEBPB
Species	Human
Immunogen	The immunogen for this product maps to a region between residue 50 and 100 of human CCAAT/Enhancer Binding Protein (C/EBP), beta using the numbering given in entry NP_005185.2 (GeneID 1051).

Product Application Details	
Applications	Western Blot, Immunohistochemistry-Paraffin, Immunohistochemistry, Immunoprecipitation
Recommended Dilutions	Western Blot 1:2000-1:10000, Immunohistochemistry 1:500 - 1:2000, Immunoprecipitation 2-10 ug/mg lysate, Immunohistochemistry-Paraffin 1:500-1:2000
Application Notes	Epitope retrieval with citrate buffer pH 6.0 is recommended for FFPE tissue sections.

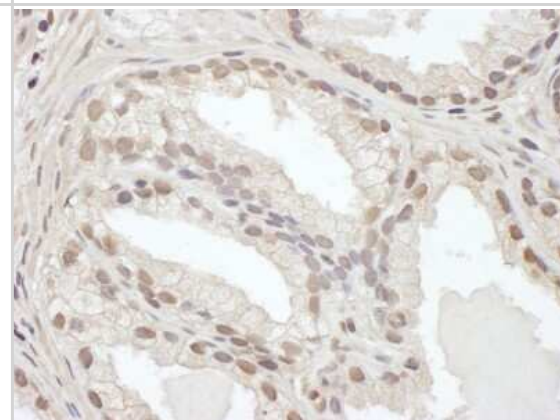


## Images

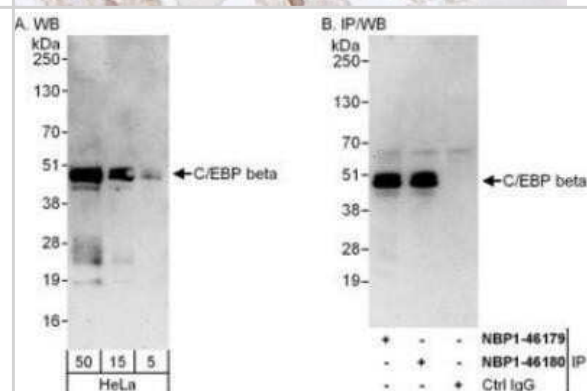
**Western Blot: CEBP Beta Antibody [NBP1-46179] - Detection of Human C/EBP beta by Western Blot.** Samples: Whole cell lysate from HeLa (50, 15, 5 ug), 293T (50 ug), and Jurkat (50 ug) cells prepared using NETN lysis buffer. Antibodies: Affinity purified rabbit anti-C/EBP beta antibody NBP1-46179 used for WB at 0.1 ug/ml. Detection: Chemiluminescence with an exposure time of 3 minutes.



**Immunohistochemistry-Paraffin: CEBP Beta Antibody [NBP1-46179] - Sample: FFPE section of human prostate carcinoma.** Antibody: Affinity purified rabbit anti-C/EBP beta used at a dilution of 1:1,000 (1ug/ml) Detection: DAB staining using Immunohistochemistry Accessory Kit .



**Western Blot: CEBP Beta Antibody [NBP1-46179] - Whole cell lysate (5, 15 and 50 mcg for WB; 1 mg for IP, 20% of IP loaded) from HeLa cells.** Antibodies: Affinity purified rabbit anti-C/EBP beta antibody used for WB at 0.4 mcg/ml (A) and 1 mcg/ml (B) and used for IP at 3 mcg/mg lysate. C/EBP beta was also immunoprecipitated by rabbit anti-C/EBP beta antibody NBP1-46180, which recognizes a downstream epitope.



## Publications

Dickson MJ, Sheldon IM, Bromfield JJ. Lipopolysaccharide alters CEBP $\beta$  signaling and reduces estradiol production in bovine granulosa cells CABI Agriculture and Bioscience 2022-10-22 [PMID: 37576606] (Western Blot, Chromatin Immunoprecipitation (ChIP), Immunocytochemistry/ Immunofluorescence, Mouse)

Ke Y, Li BZ, Nguyen K et al. IL22RA2 is a Smad7 target mediating alleviation of dermatitis and psoriatic phenotypes in mice The Journal of investigative dermatology 2023-05-19 [PMID: 37211203] (Western Blot, Chromatin Immunoprecipitation (ChIP), Immunocytochemistry/ Immunofluorescence, Mouse)



### **Novus Biologicals USA**

10730 E. Briarwood Avenue  
Centennial, CO 80112  
USA  
Phone: 303.730.1950  
Toll Free: 1.888.506.6887  
Fax: 303.730.1966  
nb-customerservice@bio-techne.com

### **Bio-Techne Canada**

21 Canmotor Ave  
Toronto, ON M8Z 4E6  
Canada  
Phone: 905.827.6400  
Toll Free: 855.668.8722  
Fax: 905.827.6402  
canada.inquires@bio-techne.com

### **Bio-Techne Ltd**

19 Barton Lane  
Abingdon Science Park  
Abingdon, OX14 3NB, United Kingdom  
Phone: (44) (0) 1235 529449  
Free Phone: 0800 37 34 15  
Fax: (44) (0) 1235 533420  
info.EMEA@bio-techne.com

### **General Contact Information**

www.novusbio.com  
Technical Support: nb-technical@bio-techne.com  
Orders: nb-customerservice@bio-techne.com  
General: novus@novusbio.com

### **Products Related to NBP1-46179**

---

HAF008	Goat anti-Rabbit IgG Secondary Antibody [HRP]
NB7160	Goat anti-Rabbit IgG (H+L) Secondary Antibody [HRP]
NBP2-24891	Rabbit IgG Isotype Control
H00001051-P01-2ug	Recombinant Human CEBP Beta GST (N-Term) Protein

---

### **Limitations**

This product is for research use only and is not approved for use in humans or in clinical diagnosis. Primary Antibodies are guaranteed for 1 year from date of receipt.

For more information on our 100% guarantee, please visit [www.novusbio.com/guarantee](http://www.novusbio.com/guarantee)

Earn gift cards/discounts by submitting a review: [www.novusbio.com/reviews/submit/NBP1-46179](http://www.novusbio.com/reviews/submit/NBP1-46179)

Earn gift cards/discounts by submitting a publication using this product:  
[www.novusbio.com/publications](http://www.novusbio.com/publications)

