

# Product Datasheet

## EGFR [p Tyr992] Antibody (EM-12) - BSA Free NBP1-44894

Unit Size: 0.1 mg

Store at 4C. Do not freeze.

[www.novusbio.com](http://www.novusbio.com)



[technical@novusbio.com](mailto:technical@novusbio.com)

Protocols, Publications, Related Products, Reviews, Research Tools and Images at:  
[www.novusbio.com/NBP1-44894](http://www.novusbio.com/NBP1-44894)

Updated 10/23/2024 v.20.1

Earn rewards for product  
reviews and publications.

Submit a publication at [www.novusbio.com/publications](http://www.novusbio.com/publications)

Submit a review at [www.novusbio.com/reviews/destination/NBP1-44894](http://www.novusbio.com/reviews/destination/NBP1-44894)



**NBP1-44894**

EGFR [p Tyr992] Antibody (EM-12) - BSA Free

Product Information	
Unit Size	0.1 mg
Concentration	1 mg/ml
Storage	Store at 4C. Do not freeze.
Clonality	Monoclonal
Clone	EM-12
Preservative	0.9% Sodium Azide
Isotype	IgG1
Purity	Protein A purified
Buffer	PBS (pH 7.4)

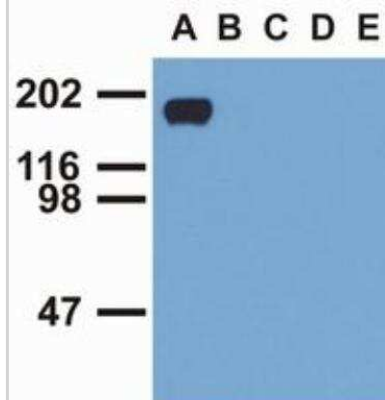
Product Description	
Host	Mouse
Gene ID	1956
Gene Symbol	EGFR
Species	Human
Specificity/Sensitivity	The antibody EM-12 reacts with human EGFR (ErbB1 / HER1) phosphorylated on tyrosine 992.
Immunogen	Synthetic phospho-peptide covering sequence around tyrosine 992 of human EGFR.

Product Application Details	
Applications	Western Blot, Flow Cytometry, Flow (Intracellular), Immunoprecipitation, CyTOF-ready
Recommended Dilutions	Western Blot 1 ug/ml, Flow Cytometry 1-4 ug/ml, Immunoprecipitation 1:50, Flow (Intracellular) 1-4 ug/ml, CyTOF-ready
Application Notes	This antibody is Cytof ready.

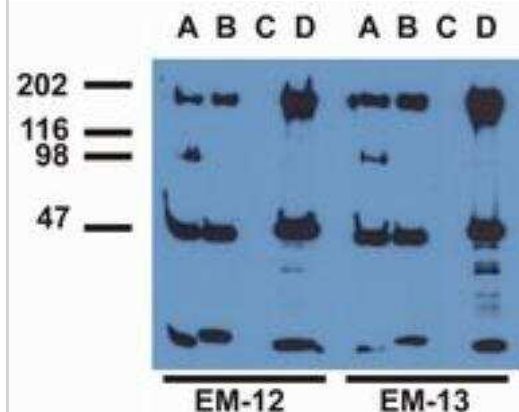


**Images**

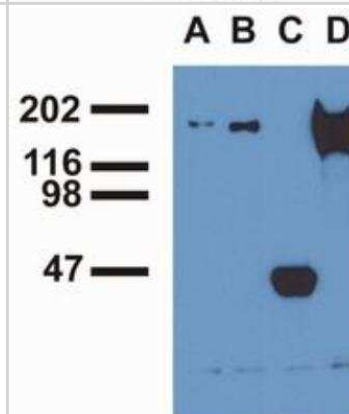
Western Blot: EGF R/ErbB1 [p Tyr992] Antibody (EM-12) [NBP1-44894] - Analysis of EGFR (phospho-Tyr992) by mouse monoclonal antibody EM-12 in EGF-treated A431 (A), CALU-3 (B), MCF-7 (C), Jurkat (D) and Ramos (E) cell lines (reduced conditions).



Immunoprecipitation: EGF R/ErbB1 [p Tyr992] Antibody (EM-12) [NBP1-44894] - EGFR from EGF-treated A431 cells by monoclonal antibodies EM-12 (A), EM-13 (B), a commercial anti-EGFR polyclonal antibody (C) and anti-EGFR monoclonal (D). The precipitates were immunoblotted with EM-12 or EM-13 antibody, and goat anti-mouse-HRP.



Immunoprecipitation: EGF R/ErbB1 [p Tyr992] Antibody (EM-12) [NBP1-44894] - EGFR from EGF-treated A431 cells by phosphospecific monoclonal antibodies EM-12 (A), EM-13 (B), a commercial anti-EGFR polyclonal antibody (C) and anti-EGFR monoclonal (D). The precipitates were immunoblotted with a commercial anti-EGFR polyclonal and goat anti-rabbit-HRP.





### **Novus Biologicals USA**

10730 E. Briarwood Avenue  
Centennial, CO 80112  
USA  
Phone: 303.730.1950  
Toll Free: 1.888.506.6887  
Fax: 303.730.1966  
nb-customerservice@bio-techne.com

### **Bio-Techne Canada**

21 Canmotor Ave  
Toronto, ON M8Z 4E6  
Canada  
Phone: 905.827.6400  
Toll Free: 855.668.8722  
Fax: 905.827.6402  
canada.inquires@bio-techne.com

### **Bio-Techne Ltd**

19 Barton Lane  
Abingdon Science Park  
Abingdon, OX14 3NB, United Kingdom  
Phone: (44) (0) 1235 529449  
Free Phone: 0800 37 34 15  
Fax: (44) (0) 1235 533420  
info.EMEA@bio-techne.com

### **General Contact Information**

www.novusbio.com  
Technical Support: nb-technical@bio-techne.com  
Orders: nb-customerservice@bio-techne.com  
General: novus@novusbio.com

### **Products Related to NBP1-44894**

---

HAF007	Goat anti-Mouse IgG Secondary Antibody [HRP]
NB720-B	Rabbit anti-Mouse IgG (H+L) Secondary Antibody [Biotin]
NBP1-97005-0.5mg	Mouse IgG1 Isotype Control (MG1)
NBP2-52952PEP	EGFR Recombinant Protein Antigen

---

### **Limitations**

This product is for research use only and is not approved for use in humans or in clinical diagnosis. Primary Antibodies are guaranteed for 1 year from date of receipt.

For more information on our 100% guarantee, please visit [www.novusbio.com/guarantee](http://www.novusbio.com/guarantee)

Earn gift cards/discounts by submitting a review: [www.novusbio.com/reviews/submit/NBP1-44894](http://www.novusbio.com/reviews/submit/NBP1-44894)

Earn gift cards/discounts by submitting a publication using this product:  
[www.novusbio.com/publications](http://www.novusbio.com/publications)

