

Product Datasheet

Cytochrome P450 26B1 Antibody - BSA Free NBP1-33476

Unit Size: 100 ul

Aliquot and store at -20C or -80C. Avoid freeze-thaw cycles.

www.novusbio.com



technical@novusbio.com

Publications: 1

Protocols, Publications, Related Products, Reviews, Research Tools and Images at:
www.novusbio.com/NBP1-33476

Updated 9/9/2025 v.20.1

Earn rewards for product
reviews and publications.

Submit a publication at www.novusbio.com/publications

Submit a review at www.novusbio.com/reviews/destination/NBP1-33476



NBP1-33476**Cytochrome P450 26B1 Antibody - BSA Free**

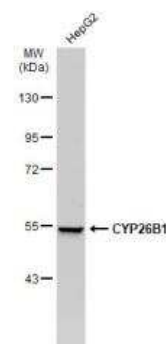
| Product Information | |
|-------------------------|------------------------------------------------------------------------------------------------------------------|
| Unit Size | 100 ul |
| Concentration | Concentrations vary lot to lot. See vial label for concentration. If unlisted please contact technical services. |
| Storage | Aliquot and store at -20C or -80C. Avoid freeze-thaw cycles. |
| Clonality | Polyclonal |
| Preservative | 0.025% Proclin 300 |
| Isotype | IgG |
| Purity | Antigen Affinity-purified |
| Buffer | PBS, 20% Glycerol |
| Target Molecular Weight | 58 kDa |

| Product Description | |
|---------------------|--------------------------------------------------------------------------------------------------------------------------------------------------------------------------------------------------------------------------------------------------------------------------|
| Description | Novus Biologicals Rabbit Cytochrome P450 26B1 Antibody - BSA Free (NBP1-33476) is a polyclonal antibody validated for use in IHC and WB. Anti-Cytochrome P450 26B1 Antibody: Cited in 1 publication. All Novus Biologicals antibodies are covered by our 100% guarantee. |
| Host | Rabbit |
| Gene ID | 56603 |
| Gene Symbol | CYP26B1 |
| Species | Human, Mouse, Rat, Zebrafish |
| Reactivity Notes | Immunogen displays the following percentage of sequence identity for non-tested species: <i>Xenopus tropicalis</i> (81%). |
| Immunogen | Recombinant protein encompassing a sequence within the center region of human Cytochrome P450 26B1. The exact sequence is proprietary. |

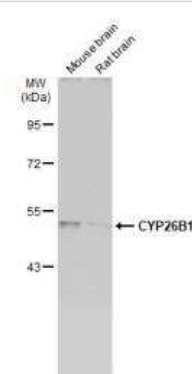
| Product Application Details | |
|-----------------------------|-----------------------------------------------------------------|
| Applications | Western Blot, Immunohistochemistry |
| Recommended Dilutions | Western Blot 1:500-1:3000, Immunohistochemistry Assay dependent |

Images

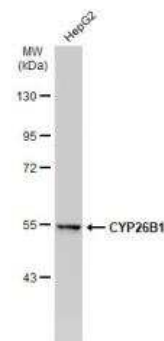
Western Blot: Cytochrome P450 26B1 Antibody [NBP1-33476] - Whole cell extract (30 ug) was separated by 7.5% SDS-PAGE, and the membrane was blotted with CYP26B1 antibody [N2C2], Internal diluted at 1:1000. The HRP-conjugated anti-rabbit IgG antibody was used to detect the primary antibody.



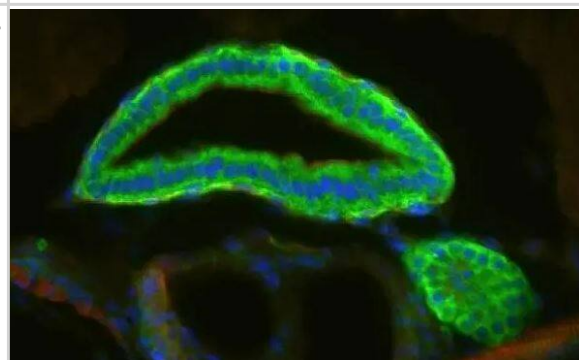
Western Blot: Cytochrome P450 26B1 Antibody [NBP1-33476] - Various tissue extracts (50 ug) were separated by 7.5% SDS-PAGE, and the membrane was blotted with CYP26B1 antibody [N2C2], Internal diluted at 1:1000. The HRP-conjugated anti-rabbit IgG antibody was used to detect the primary antibody.



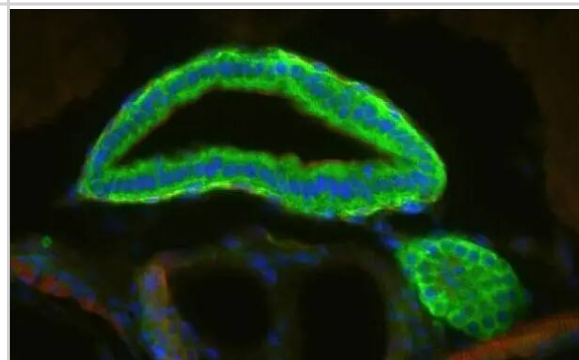
Western Blot: Cytochrome P450 26B1 Antibody [NBP1-33476] - Whole cell extract (30 ug) was separated by 7.5% SDS-PAGE, and the membrane was blotted with CYP26B1 antibody [N2C2], Internal diluted at 1:1000. The HRP-conjugated anti-rabbit IgG antibody was used to detect the primary antibody.



Immunohistochemistry: Cytochrome P450 26B1 Antibody [NBP1-33476] - Analysis of agarose-embedded zebrafish embryo cross-section, using CYP26B1 antibody [N2C2], Internal at 1:200 dilution.



Immunohistochemistry: Cytochrome P450 26B1 Antibody [NBP1-33476] - Immunohistochemical analysis of agarose-embedded zebrafish embryo cross-section, using Cytochrome P450 26B1 antibody [N2C2], Internal (NBP1-33476) at 1:200 dilution.



Publications

Napierala JS, Rajapakshe K, Clark A et al. Reverse phase protein array reveals correlation of retinoic acid metabolism with cardiomyopathy in Friedreich's ataxia Molecular & cellular proteomics : MCP 2021-05-12 [PMID: 33991687] (WB, Human)



Novus Biologicals USA

10730 E. Briarwood Avenue
Centennial, CO 80112
USA
Phone: 303.730.1950
Toll Free: 1.888.506.6887
Fax: 303.730.1966
nb-customerservice@bio-techne.com

Bio-Techne Canada

21 Canmotor Ave
Toronto, ON M8Z 4E6
Canada
Phone: 905.827.6400
Toll Free: 855.668.8722
Fax: 905.827.6402
canada.inquires@bio-techne.com

Bio-Techne Ltd

19 Barton Lane
Abingdon Science Park
Abingdon, OX14 3NB, United Kingdom
Phone: (44) (0) 1235 529449
Free Phone: 0800 37 34 15
Fax: (44) (0) 1235 533420
info.EMEA@bio-techne.com

General Contact Information

www.novusbio.com
Technical Support: nb-technical@bio-techne.com
Orders: nb-customerservice@bio-techne.com
General: novus@novusbio.com

Products Related to NBP1-33476

| | |
|---------------|-----------------------------------------------------|
| HAF008 | Goat anti-Rabbit IgG Secondary Antibody [HRP] |
| NB7160 | Goat anti-Rabbit IgG (H+L) Secondary Antibody [HRP] |
| NBP2-24891 | Rabbit IgG Isotype Control |
| NBP1-87371PEP | Cytochrome P450 26B1 Recombinant Protein Antigen |

Limitations

This product is for research use only and is not approved for use in humans or in clinical diagnosis. Primary Antibodies are guaranteed for 1 year from date of receipt.

For more information on our 100% guarantee, please visit www.novusbio.com/guarantee

Earn gift cards/discounts by submitting a review: www.novusbio.com/reviews/submit/NBP1-33476

Earn gift cards/discounts by submitting a publication using this product:
www.novusbio.com/publications

