

Product Datasheet

TC21/R-Ras2 Antibody - BSA Free NBP1-32919

Unit Size: 0.1 ml

Aliquot and store at -20C or -80C. Avoid freeze-thaw cycles.

www.novusbio.com



technical@novusbio.com

Protocols, Publications, Related Products, Reviews, Research Tools and Images at:
www.novusbio.com/NBP1-32919

Updated 2/21/2025 v.20.1

Earn rewards for product
reviews and publications.

Submit a publication at www.novusbio.com/publications

Submit a review at www.novusbio.com/reviews/destination/NBP1-32919



NBP1-32919

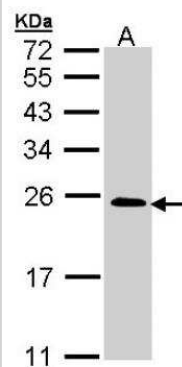
TC21/R-Ras2 Antibody - BSA Free

Product Information	
Unit Size	0.1 ml
Concentration	Concentrations vary lot to lot. See vial label for concentration. If unlisted please contact technical services.
Storage	Aliquot and store at -20C or -80C. Avoid freeze-thaw cycles.
Clonality	Polyclonal
Preservative	0.01% Thimerosal
Isotype	IgG
Purity	Antigen Affinity-purified
Buffer	0.1M Tris (pH 7), 0.1M Glycine, 10% Glycerol
Target Molecular Weight	23 kDa
Product Description	
Host	Rabbit
Gene ID	22800
Gene Symbol	RRAS2
Species	Human, Mouse
Immunogen	Recombinant protein encompassing a sequence within the center region of human TC21/R-Ras2. The exact sequence is proprietary.
Product Application Details	
Applications	Western Blot, Immunohistochemistry, Immunohistochemistry-Paraffin
Recommended Dilutions	Western Blot 1:1000-1:10000, Immunohistochemistry 1:100-1:1000, Immunohistochemistry-Paraffin 1:100-1:1000

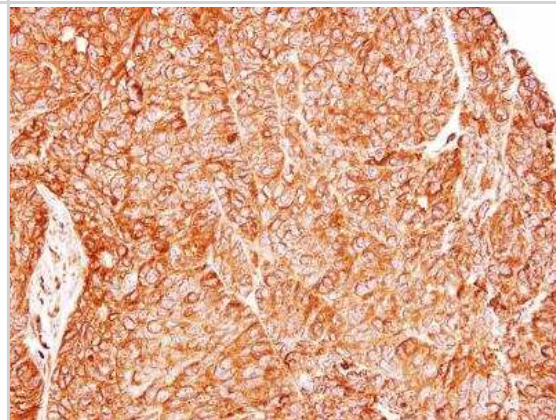


Images

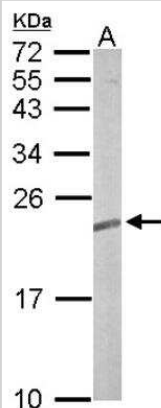
Western Blot: TC21/R-Ras2 Antibody [NBP1-32919] - Sample (30 ug of whole cell lysate) A: A431 12% SDS PAGE; antibody diluted at 1:5000.



Immunohistochemistry-Paraffin: TC21/R-Ras2 Antibody [NBP1-32919] - Paraffin-embedded DLD1 xenograft, using antibody at 1:500 dilution.

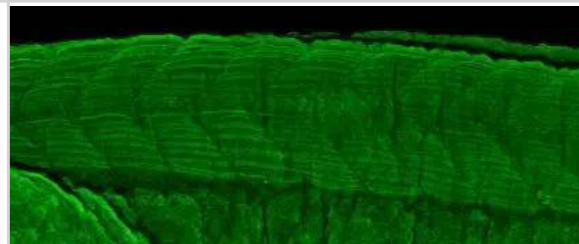


Western Blot: TC21/R-Ras2 Antibody [NBP1-32919] - Sample (50 ug of whole cell lysate) A: mouse brain 12% SDS PAGE; antibody diluted at 1:5000.



Immunohistochemistry: TC21/R-Ras2 Antibody [NBP1-32919] - TC21/R-Ras2 antibody [N1C3] detects TC21/R-Ras2 protein on whole-mount zebrafish embryos by immunohistochemical analysis.?

Sample: Paraformaldehyde-fixed zebrafish embryos.
TC21/R-Ras2 antibody [N1C3] (NBP1-32919) dilution: 1:200.





Novus Biologicals USA

10730 E. Briarwood Avenue
Centennial, CO 80112
USA
Phone: 303.730.1950
Toll Free: 1.888.506.6887
Fax: 303.730.1966
nb-customerservice@bio-techne.com

Bio-Techne Canada

21 Canmotor Ave
Toronto, ON M8Z 4E6
Canada
Phone: 905.827.6400
Toll Free: 855.668.8722
Fax: 905.827.6402
canada.inquires@bio-techne.com

Bio-Techne Ltd

19 Barton Lane
Abingdon Science Park
Abingdon, OX14 3NB, United Kingdom
Phone: (44) (0) 1235 529449
Free Phone: 0800 37 34 15
Fax: (44) (0) 1235 533420
info.EMEA@bio-techne.com

General Contact Information

www.novusbio.com
Technical Support: nb-technical@bio-techne.com
Orders: nb-customerservice@bio-techne.com
General: novus@novusbio.com

Products Related to NBP1-32919

HAF008	Goat anti-Rabbit IgG Secondary Antibody [HRP]
NB7160	Goat anti-Rabbit IgG (H+L) Secondary Antibody [HRP]
NBP2-24891	Rabbit IgG Isotype Control
NBP1-30244	Recombinant Human TC21/R-Ras2 His Protein

Limitations

This product is for research use only and is not approved for use in humans or in clinical diagnosis. Primary Antibodies are guaranteed for 1 year from date of receipt.

For more information on our 100% guarantee, please visit www.novusbio.com/guarantee

Earn gift cards/discounts by submitting a review: www.novusbio.com/reviews/submit/NBP1-32919

Earn gift cards/discounts by submitting a publication using this product:
www.novusbio.com/publications

