

Product Datasheet

PEX26 Antibody - BSA Free

NBP1-32743

Unit Size: 100 ul

Aliquot and store at -20C or -80C. Avoid freeze-thaw cycles.

www.novusbio.com



technical@novusbio.com

Publications: 2

Protocols, Publications, Related Products, Reviews, Research Tools and Images at:
www.novusbio.com/NBP1-32743

Updated 9/9/2025 v.20.1

Earn rewards for product
reviews and publications.

Submit a publication at www.novusbio.com/publications

Submit a review at www.novusbio.com/reviews/destination/NBP1-32743



NBP1-32743

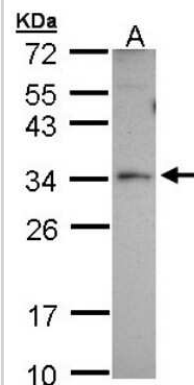
PEX26 Antibody - BSA Free

Product Information	
Unit Size	100 ul
Concentration	Concentrations vary lot to lot. See vial label for concentration. If unlisted please contact technical services.
Storage	Aliquot and store at -20C or -80C. Avoid freeze-thaw cycles.
Clonality	Polyclonal
Preservative	0.01% Thimerosal
Isotype	IgG
Purity	Antigen Affinity-purified
Buffer	0.1M Tris-Glycine (pH7), 10% Glycerol
Target Molecular Weight	34 kDa
Product Description	
Description	Novus Biologicals Rabbit PEX26 Antibody - BSA Free (NBP1-32743) is a polyclonal antibody validated for use in IHC, WB and ICC/IF. Anti-PEX26 Antibody: Cited in 2 publications. All Novus Biologicals antibodies are covered by our 100% guarantee.
Host	Rabbit
Gene ID	55670
Gene Symbol	PEX26
Species	Human
Immunogen	Full length human PEX26 Recombinant protein.
Product Application Details	
Applications	Western Blot, Immunohistochemistry-Paraffin, Immunocytochemistry/Immunofluorescence, Immunohistochemistry
Recommended Dilutions	Western Blot 1:500-1:3000, Immunohistochemistry 1:100-1:1000, Immunocytochemistry/ Immunofluorescence 1:100-1:1000, Immunohistochemistry-Paraffin 1:100-1:1000

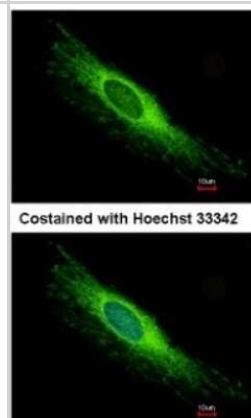


Images

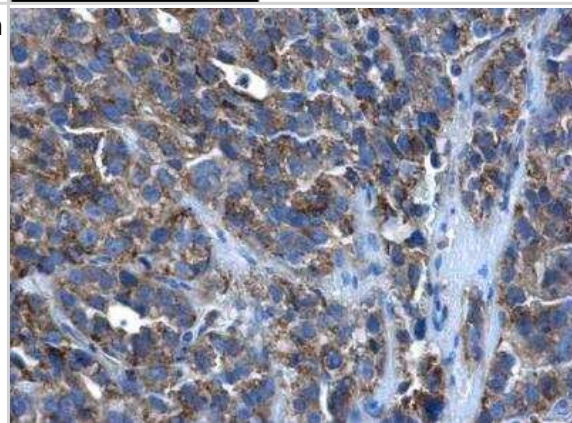
Western Blot: PEX26 Antibody [NBP1-32743] - Sample (30 ug of whole cell lysate) A: A431 12% SDS PAGE, antibody diluted at 1:1000.



Immunocytochemistry/Immunofluorescence: PEX26 Antibody [NBP1-32743] - Analysis of methanol-fixed HeLa, using antibody at 1:500 dilution.



Immunohistochemistry-Paraffin: PEX26 Antibody [NBP1-32743] - Human cervical cancer. PEX26 antibody diluted at 1:500. Antigen Retrieval: Citrate buffer, pH 6.0, 15 min.



Publications

Dahabieh MS, Huang F, Goncalves C et al. Silencing PEX26 as an unconventional mode to kill drug-resistant cancer cells and forestall drug resistance Autophagy 2021-06-21 [PMID: 34074205] (IF/IHC)

Law KB, Bronte-Tinkew D, Di Pietro E et al. The peroxisomal AAA ATPase complex prevents pexophagy and development of peroxisome biogenesis disorders Autophagy. 2017-05-04 [PMID: 28521612] (WB, ICC/IF, Human)

Details:

Citation used the HRP format of this antibody.



Novus Biologicals USA

10730 E. Briarwood Avenue
Centennial, CO 80112
USA
Phone: 303.730.1950
Toll Free: 1.888.506.6887
Fax: 303.730.1966
nb-customerservice@bio-techne.com

Bio-Techne Canada

21 Canmotor Ave
Toronto, ON M8Z 4E6
Canada
Phone: 905.827.6400
Toll Free: 855.668.8722
Fax: 905.827.6402
canada.inquires@bio-techne.com

Bio-Techne Ltd

19 Barton Lane
Abingdon Science Park
Abingdon, OX14 3NB, United Kingdom
Phone: (44) (0) 1235 529449
Free Phone: 0800 37 34 15
Fax: (44) (0) 1235 533420
info.EMEA@bio-techne.com

General Contact Information

www.novusbio.com
Technical Support: nb-technical@bio-techne.com
Orders: nb-customerservice@bio-techne.com
General: novus@novusbio.com

Products Related to NBP1-32743

HAF008	Goat anti-Rabbit IgG Secondary Antibody [HRP]
NB7160	Goat anti-Rabbit IgG (H+L) Secondary Antibody [HRP]
NBP2-24891	Rabbit IgG Isotype Control
NBP2-23321	Recombinant Human PEX26 His Protein

Limitations

This product is for research use only and is not approved for use in humans or in clinical diagnosis. Primary Antibodies are guaranteed for 1 year from date of receipt.

For more information on our 100% guarantee, please visit www.novusbio.com/guarantee

Earn gift cards/discounts by submitting a review: www.novusbio.com/reviews/submit/NBP1-32743

Earn gift cards/discounts by submitting a publication using this product:
www.novusbio.com/publications

